

# QUARTERLY PHYSICAL REPORT OF OPERATION

As of December 31, 2022


Department : State Universities and Colleges (SUCs)  
 Agency : Ifugao State University  
 Operating Unit : < not applicable >  
 Organization Code (UACS) : 08 018 0000000

Particulars	UACS CODE	Physical Target (Budget Year)					Physical Accomplishment (Budget Year)					Variance as of 12/31/2022	Remarks
		1st Quarter	2nd Quarter	3rd Quarter	4th Quarter	Total	1st Quarter	2nd Quarter	3rd Quarter	4th Quarter	Total		
1	2	3	4	5	6	7	8	9	10	11	12	13	14
HIGHER EDUCATION PROGRAM	310100000000000												
OO : Relevant and quality tertiary education ensured to achieve inclusive growth and access of poor but deserving students to quality tertiary education increased													
Outcome Indicators													
1. Percentage of first-time licensure exam					70%	70%				61% (458/752)	61% (458/752)	-9	The University fall short in its target due to the following reasons: a) Student who took the licensure examinations are returning students under the basic education curriculum who wish to finish a degree prior to the implementation of the K12; b) The conduct of college review per program and course audit in board courses programs was not intensified due to limited mobility and ban to large gathering in consideration to IATF protocols especially in the 1st and 2nd quarter of the year; c) Most of the takers had their self-review rather than enrolling in the formal review due to financial capacity of the students' family
takers that pass the licensure exams													
2. Percentage of graduates (2 years prior)					36%	36%				48.32% (201/416)	48.32% (201/416)		
that are employed													
Output Indicators													
1. Percentage of undergraduate students		86%		86%		86%	86.01%		86%		86%	0	
enrolled in CHED-identified							(6250/7267)		(8019/9331)		(8019/9331)		
and RDC-identified priority programs													
2. Percentage of undergraduate programs			71%	71%	71%	71%		91%	91%	94%	94%	23%	
with accreditation								(29/32)	(29/32)	(30/32)	(30/32)		
ADVANCED EDUCATION PROGRAM	320100000000000												
OO : Higher education research Improved to promote economic productivity and innovation													
Outcome Indicator													
1. Percentage of graduate school faculty													
engaged in research work applied in any													
of the following:													
a. pursuing advanced research degree				14%		14%			0% (0/28)		0		The PI is unmet since all assigned graduate faculty are doctoral degree holder.
programs (Ph.D.) or													
b. actively pursuing within the last three (3)					21%	21%				45%	45%	24	




Particulars	UACS CODE	Physical Target (Budget Year)					Physical Accomplishment (Budget Year)					Variance as of 12/31/2022	Remarks
		1st Quarter	2nd Quarter	3rd Quarter	4th Quarter	Total	1st Quarter	2nd Quarter	3rd Quarter	4th Quarter	Total		
extension activities													
Output Indicators													
1. Number of trainees weighted by the length of training		300	2,563	2,727	2,255	7,845	887	3,311.25	2,060.25	2,113.75	8,371.75	526.75	Q3 - There were trainings for Q3 that were undertaken in advance.
2. Number of extension programs organized and supported consistent with the SUC's mandated and priority programs		1	2	2		5	2	2	3		7	2	
3. Percentage of beneficiaries who rate the training course/s as satisfactory or higher in terms of quality and relevance		100%	100%	100%	100%	100%	100%	100%	100%	100%	100%	0	


Prepared By:

  
RHODA S. BUNOAN, PHD  
Director, Planning  
Date: 2023-01-30 10:14:25

In coordination with:

  
JULIET C. DANIELS, PHD  
Director, Finance  
Date: 2023-01-30 10:14:25

Approved By:

  
EVA MARIE CODAMON-DUGYON, PHD  
University President III  
Date: 2023-01-30 10:17:58