

QUARTERLY PHYSICAL REPORT OF OPERATION

As of September 30, 2022

Agency : State Universities and Colleges (SUCs)
IFUGAO STATE UNIVERSITY
< not applicable >

Organization Code (UACS) :

[illegible]

b. delivery pursuant within the last three (3) years (investigative research, basic and applied scientific research, policy research, social science research) or c. producing technologies for commercialization or livelihood improvement or					7%	7%							
d. whose research work resulted in an extension program					7%	7%							
Output Indicators													
1. Percentage of graduate students enrolled in research degree programs		100%		100%		100%	100%	100%	100%	100% (688/688)			
2. Percentage of accredited graduate programs				100%		100%				100% (11/11)			
RESEARCH PROGRAM	3202000000000000												
OO : Higher education research improved to promote economic													
Outcome Indicator													
1. Number of research outputs in the last three years utilized by the industry or by other beneficiaries		5	8	8	8	29		15	7				

Agency :

Organization Code (UACS) :

State Universities and Colleges (SUCs)

IFUGAO STATE UNIVERSITY

< not applicable >


Particulars	UACS CODE	Physical Target (Budget Year)					Physical Accomplishment (Budget Year)					Variance	Remarks
		1st Quarter	2nd Quarter	3rd Quarter	4th Quarter	Total	1st Quarter	2nd Quarter	3rd Quarter	4th Quarter	Total		
1	2	3	4	5	6	7	8	9	10	11	12	13	14
Output Indicators													
1. Number of research outputs completed within the year		3	10	13	10	36	1	8	13				Q2- Researches unfinished for the quarter are still on progress.
2. Percentage of research outputs published in internationally-refereed or CHED recognized journal within the year			7%	10%		17%		13.89%	13.89%				Q3- Carry over Q2
TECHNICAL ADVISORY EXTENSION PROGRAM	3301000000000000												
OO : Community engagement increased													
Outcome Indicator													
1. Number of active partnerships with LGUs, industries, NGOs, NGAs, SMEs, and		80	20	24		124	85	24	17				Q3- Some targets for the quarter were accomplished in Q1 and Q2

Particulars	UACS CODE	Physical Target (Budget Year)					Physical Accomplishment (Budget Year)					Variance	Remarks
		1st Quarter	2nd Quarter	3rd Quarter	4th Quarter	Total	1st Quarter	2nd Quarter	3rd Quarter	4th Quarter	Total		
1	2	3	4	5	6	7	8	9	10	11	12	13	14
other stakeholders as a result of													
extension activities													
Output Indicators													
1. Number of trainees weighted by the length of training		300	2,563	2,727	2,255	7,845	887	3,311.25	2,060.25				Q3 - There were trainings for Q3 that were undertaken in advance.
2. Number of extension programs organized and supported consistent with the SUC's mandated and priority programs		1	2	2		5	2	2	3				
3. Percentage of beneficiaries who rate the training course/s as satisfactory or higher in terms of quality and relevance		100%	100%	100%	100%	100%	100%	100%	100%				

Prepared By:

In coordination with:


Approved By:


RHODA S. BUNOAN, PHD
Director, Planning

2022-10-25 11:00:44


JULIET C. DANIELS, PHD
Director, Finance

2022-10-25 11:00:44


EVA MARIE CODAMON-DUGYON, PHD
University President III

2022-10-25 11:06:40

QUARTERLY PHYSICAL REPORT OF OPERATION

As of September 30, 2022

State Universities and Colleges (SUCs)

IFUGAO STATE UNIVERSITY

< not applicable >

Agency :

Organization Code (UACS) :

[illegible]

b. actively pursuing within the last three (3) years (investigative research, basic and applied scientific research, policy research, social science research) or					21%	21%							
c. producing technologies for commercialization or livelihood improvement or					7%	7%							
d. whose research work resulted in an extension program					7%	7%							
Output Indicators													
1. Percentage of graduate students enrolled in research degree programs		100%		100%		100%	100%	100%	100%	100% (688/688)			
2. Percentage of accredited graduate programs				100%		100%				100% (11/11)			
RESEARCH PROGRAM	3202000000000000												
OO : Higher education research improved to promote economic													
Outcome Indicator													
1. Number of research outputs in the last three years utilized by the industry or by other beneficiaries		5	8	8	8	29		15	7				

Agency :

State Universities and Colleges (SUCs)
 IFUGAO STATE UNIVERSITY
 < not applicable >

Organization Code (UACS) :


Particulars	UACS CODE	Physical Target (Budget Year)					Physical Accomplishment (Budget Year)					Variance	Remarks
		1st Quarter	2nd Quarter	3rd Quarter	4th Quarter	Total	1st Quarter	2nd Quarter	3rd Quarter	4th Quarter	Total		
1	2	3	4	5	6	7	8	9	10	11	12	13	14
Output Indicators													
1. Number of research outputs completed within the year		3	10	13	10	36	1	8	13				Q2- Researches unfinished for the quarter are still on progress.
2. Percentage of research outputs published in internationally-refereed or CHED recognized journal within the year			7%	10%		17%		13.89% (5/36)	13.89% (5/36)				Q3- Carry over Q2
TECHNICAL ADVISORY EXTENSION PROGRAM	3301000000000000												
OO : Community engagement increased													
Outcome Indicator													
1. Number of active partnerships with LGUs, industries, NGOs, NGAs, SMEs, and		80	20	24		124	85	24	17				Q3- Some targets for the quarter were accomplished in Q1 and Q2


Particulars	UACS CODE	Physical Target (Budget Year)					Physical Accomplishment (Budget Year)					Variance	Remarks
		1st Quarter	2nd Quarter	3rd Quarter	4th Quarter	Total	1st Quarter	2nd Quarter	3rd Quarter	4th Quarter	Total		
1	2	3	4	5	6	7	8	9	10	11	12	13	14
other stakeholders as a result of													
extension activities													
Output Indicators													
1. Number of trainees weighted by the		300	2,563	2,727	2,255	7,845	887	3,311.25	2,060.25				Q3 - There were trainings for Q3 that were undertaken in advance.
length of training													
2. Number of extension programs organized		1	2	2		5	2	2	3				
and supported consistent with the SUC's													
mandated and priority programs													
3. Percentage of beneficiaries who rate the		100%	100%	100%	100%	100%	100%	100%	100%				
training course/s as satisfactory or													
higher in terms of quality and relevance													


Prepared By:

In coordination with:

Approved By:


RHODA S. BUNOAN, PHD
Director, Planning
2022-10-25 11:00:44


JULIET C. DANIELS, PHD
Director, Finance
2022-10-25 11:00:44


EVA MARIE CODAMON-DUGYON, PHD
University President/III
2022-10-25 11:06:40