

QUARTERLY PHYSICAL REPORT OF OPERATION

As of June 30, 2022

Agency : State Universities and Colleges (SUCs)  
 IFUGAO STATE UNIVERSITY  
 < not applicable >

Organization Code (UACS) :

Particulars	UACS CODE	Physical Target (Budget Year)					Physical Accomplishment (Budget Year)					Variance	Remarks
		1st Quarter	2nd Quarter	3rd Quarter	4th Quarter	Total	1st Quarter	2nd Quarter	3rd Quarter	4th Quarter	Total		
1	2	3	4	5	6	7	8	9	10	11	12	13	14
HIGHER EDUCATION PROGRAM	310100000000000												
OO : Relevant and quality tertiary education ensured to achieve inclusive													
Outcome Indicators													
1. Percentage of first-time licensure exam takers that pass the licensure exams					70%	70%							
2. Percentage of graduates (2 years prior) that are employed					36%	36%							
Output Indicators													
1. Percentage of undergraduate students enrolled in CHED-identified and RDC-identified priority programs		86%		86%		86%	86.01%						
2. Percentage of undergraduate programs with accreditation			71%	71%	71%	71%		91%					
ADVANCED EDUCATION PROGRAM	320100000000000												
OO : Higher education research improved to promote economic													
Outcome Indicator													
1. Percentage of graduate school faculty engaged in research work applied in any of the following:													
a. pursuing advanced research degree programs (Ph.D.) or				14%		14%							
b. actively pursuing within the last three (3) years (Investigative research, basic and applied scientific research, policy research, social science research) or					21%	21%							
c. producing technologies for commercialization or livelihood improvement or					7%	7%							
d. whose research work resulted in an extension program					7%	7%							

Particulars	UACS CODE	Physical Target (Budget Year)					Physical Accomplishment (Budget Year)					Variance	Remarks
		1st Quarter	2nd Quarter	3rd Quarter	4th Quarter	Total	1st Quarter	2nd Quarter	3rd Quarter	4th Quarter	Total		
Output Indicators													
1. Percentage of graduate students enrolled in research degree programs		100%		100%		100%	100%	100%					
2. Percentage of accredited graduate programs				100%		100%							
RESEARCH PROGRAM	3202000000000000												
OO : Higher education research improved to promote economic Outcome Indicator													
1. Number of research outputs in the last three years utilized by the industry or by other beneficiaries		5	8	8	8	29		15					
Output Indicators													
1. Number of research outputs completed		3	10	13	10	36	1	8					Q2- Researches unfinished for the quarter are still on progress.

This report was generated using the Unified Reporting System on 28/07/2022 08:48 ; Status : SUBMITTED

**State Universities and Colleges (SUCs)**

Agency : **IFUGAO STATE UNIVERSITY**


< not applicable >

Organization Code (UACS) :


Particulars	UACS CODE	Physical Target (Budget Year)					Physical Accomplishment (Budget Year)					Variance	Remarks		
		1st Quarter	2nd Quarter	3rd Quarter	4th Quarter	Total	1st Quarter	2nd Quarter	3rd Quarter	4th Quarter	Total				
		1	2	3	4	5	6	7	8	9	10	11	12	13	14
within the year															
2. Percentage of research outputs published in Internationally-refereed or CHED recognized journal within the year			7%	10%		17%		13.89%		(5/36)					
TECHNICAL ADVISORY EXTENSION PROGRAM	3301000000000000														
OO : Community engagement increased Outcome Indicator															
1. Number of active partnerships with LGUs, industries, NGOs, NGAs, SMEs, and other stakeholders as a result of extension activities		80	20	24		124	85	24							
Output Indicators															
1. Number of trainees weighted by the length of training		300	2,563	2,727	2,255	7,845	887	3,311.25							
2. Number of extension programs organized and supported consistent with the SUC's mandated and priority programs		1	2	2		5	2	2							

Particulars	UACS CODE	Physical Target (Budget Year)					Physical Accomplishment (Budget Year)					Variance	Remarks
		1st Quarter	2nd Quarter	3rd Quarter	4th Quarter	Total	1st Quarter	2nd Quarter	3rd Quarter	4th Quarter	Total		
3. Percentage of beneficiaries who rate the training course/s as satisfactory or higher in terms of quality and relevance		100%	100%	100%	100%	100%	100%	100%					

Prepared By:

  
 RHODA S. BUNOAN, PHD  
 Director, Planning and Information Management  
 2022-07-28 08:28:52

In coordination with:

  
 JULIET C. DANIELS, PHD  
 Director, Finance Services  
 2022-07-28 08:28:52

Approved By:

  
 EVA MARIE CODARION BUNOAN, PHD  
 SUC President III  
 2022-07-28 08:41:50 

QUARTERLY PHYSICAL REPORT OF OPERATION

As of June 30, 2022

Agency : State Universities and Colleges (SUCs)  
 IFUGAO STATE UNIVERSITY  
 < not applicable >

Organization Code (UACS) :

Particulars	UACS CODE	Physical Target (Budget Year)					Physical Accomplishment (Budget Year)					Variance	Remarks
		1st Quarter	2nd Quarter	3rd Quarter	4th Quarter	Total	1st Quarter	2nd Quarter	3rd Quarter	4th Quarter	Total		
1	2	3	4	5	6	7	8	9	10	11	12	13	14
HIGHER EDUCATION PROGRAM	310100000000000												
OO : Relevant and quality tertiary education ensured to achieve inclusive													
Outcome Indicators													
1. Percentage of first-time licensure exam takers that pass the licensure exams					70%	70%							
2. Percentage of graduates (2 years prior) that are employed					36%	36%							
Output Indicators													
1. Percentage of undergraduate students enrolled in CHED-identified and RDC-identified priority programs		86%		86%		86%	86.01%						
							(6250/7267)						
2. Percentage of undergraduate programs with accreditation			71%	71%	71%	71%		91%					
								(27/32)					
ADVANCED EDUCATION PROGRAM	320100000000000												
OO : Higher education research improved to promote economic													
Outcome Indicator													
1. Percentage of graduate school faculty engaged in research work applied in any of the following:													
a. pursuing advanced research degree programs (Ph.D.) or				14%		14%							
b. actively pursuing within the last three (3) years (investigative research, basic and applied scientific research, policy research, social science research) or					21%	21%							
c. producing technologies for commercialization or livelihood improvement or					7%	7%							
d. whose research work resulted in an extension program					7%	7%							

Particulars	UACS CODE	Physical Target (Budget Year)					Physical Accomplishment (Budget Year)					Variance	Remarks
		1st Quarter	2nd Quarter	3rd Quarter	4th Quarter	Total	1st Quarter	2nd Quarter	3rd Quarter	4th Quarter	Total		
Output Indicators													
1. Percentage of graduate students enrolled		100%		100%		100%	100%	100%					
In research degree programs													
2. Percentage of accredited graduate programs				100%		100%							
RESEARCH PROGRAM	3202000000000000												
OO : Higher education research improved to promote economic													
Outcome Indicator													
1. Number of research outputs in the last three years utilized by the industry or by other beneficiaries		5	8	8	8	29		15					
Output Indicators													
1. Number of research outputs completed		3	10	13	10	36	1	8					Q2- Researches unfinished for the quarter are still on progress.

This report was generated using the Unified Reporting System on 28/07/2022 08:48 ; Status : SUBMITTED

**State Universities and Colleges (SUCs)**

Agency : **IFUGAO STATE UNIVERSITY**


< not applicable >

Organization Code (UACS) :

Particulars	UACS CODE	Physical Target (Budget Year)					Physical Accomplishment (Budget Year)					Variance	Remarks
		1st Quarter	2nd Quarter	3rd Quarter	4th Quarter	Total	1st Quarter	2nd Quarter	3rd Quarter	4th Quarter	Total		
1	2	3	4	5	6	7	8	9	10	11	12	13	14
within the year													
2. Percentage of research outputs published			7%	10%		17%		13.89%					
In Internationally-refereed or CHED recognized journal within the year								(5/36)					
TECHNICAL ADVISORY EXTENSION PROGRAM	3301000000000000												
OO : Community engagement increased													
Outcome Indicator													
1. Number of active partnerships with LGUs, industries, NGOs, NGAs, SMEs, and other stakeholders as a result of extension activities		80	20	24		124	85	24					
Output Indicators													
1. Number of trainees weighted by the length of training		300	2,563	2,727	2,255	7,845	887	3,311.25					
2. Number of extension programs organized and supported consistent with the SUC's mandated and priority programs		1	2	2		5	2	2					

Particulars	UACS CODE	Physical Target (Budget Year)					Physical Accomplishment (Budget Year)					Variance	Remarks
		1st Quarter	2nd Quarter	3rd Quarter	4th Quarter	Total	1st Quarter	2nd Quarter	3rd Quarter	4th Quarter	Total		
3. Percentage of beneficiaries who rate the training course/s as satisfactory or higher in terms of quality and relevance		100%	100%	100%	100%	100%	100%	100%					



Prepared By:

  
 RHODA S. BUNOAN, PHD  
 Director, Planning and Information Management  
 2022-07-28 08:28:52

In coordination with:

  
 JULIET C. DANIELS, PHD  
 Director, Finance Services  
 2022-07-28 08:28:52

Approved By:

  
 EVA MARIE GODAMON-DUCYON, PHD  
 SUC President III  
 2022-07-28 08:41:50 

QUARTERLY PHYSICAL REPORT OF OPERATION

As of June 30, 2022

Agency : State Universities and Colleges (SUCs)  
 IFUGAO STATE UNIVERSITY  
 < not applicable >

Organization Code (UACS) :

Particulars	UACS CODE	Physical Target (Budget Year)					Physical Accomplishment (Budget Year)					Variance	Remarks
		1st Quarter	2nd Quarter	3rd Quarter	4th Quarter	Total	1st Quarter	2nd Quarter	3rd Quarter	4th Quarter	Total		
1	2	3	4	5	6	7	8	9	10	11	12	13	14
HIGHER EDUCATION PROGRAM	3101000000000000												
OO : Relevant and quality tertiary education ensured to achieve inclusive													
Outcome Indicators													
1. Percentage of first-time licensure exam takers that pass the licensure exams					70%	70%							
2. Percentage of graduates (2 years prior) that are employed					36%	36%							
Output Indicators													
1. Percentage of undergraduate students enrolled in CHED-identified and RDC-identified priority programs		86%		86%		86%	86.01%						
2. Percentage of undergraduate programs with accreditation			71%	71%	71%	71%		91%					
ADVANCED EDUCATION PROGRAM	3201000000000000												
OO : Higher education research improved to promote economic													
Outcome Indicator													
1. Percentage of graduate school faculty engaged in research work applied in any of the following:													
a. pursuing advanced research degree programs (Ph.D.) or				14%		14%							
b. actively pursuing within the last three (3) years (investigative research, basic and applied scientific research, policy research, social science research) or					21%	21%							
c. producing technologies for commercialization or livelihood improvement or					7%	7%							
d. whose research work resulted in an extension program					7%	7%							

Particulars	UACS CODE	Physical Target (Budget Year)					Physical Accomplishment (Budget Year)					Variance	Remarks
		1st Quarter	2nd Quarter	3rd Quarter	4th Quarter	Total	1st Quarter	2nd Quarter	3rd Quarter	4th Quarter	Total		
Output Indicators													
1. Percentage of graduate students enrolled in research degree programs		100%		100%		100%	100%	100%					
2. Percentage of accredited graduate programs				100%		100%							
RESEARCH PROGRAM	320200000000000												
OO : Higher education research improved to promote economic Outcome Indicator													
1. Number of research outputs in the last three years utilized by the industry or by other beneficiaries		5	8	8	8	29		15					
Output Indicators													
1. Number of research outputs completed		3	10	13	10	36	1	8					Q2- Researches unfinished for the quarter are still on progress.

This report was generated using the Unified Reporting System on 28/07/2022 08:48 ; Status : SUBMITTED

**State Universities and Colleges (SUCs)**

Agency : **IFUGAO STATE UNIVERSITY**

< not applicable >


Organization Code (UACS) :

Particulars	UACS CODE	Physical Target (Budget Year)					Physical Accomplishment (Budget Year)					Variance	Remarks
		1st Quarter	2nd Quarter	3rd Quarter	4th Quarter	Total	1st Quarter	2nd Quarter	3rd Quarter	4th Quarter	Total		
1	2	3	4	5	6	7	8	9	10	11	12	13	14
within the year													
2. Percentage of research outputs published in Internationally-refereed or CHED recognized journal within the year			7%	10%		17%		13.89%					
TECHNICAL ADVISORY EXTENSION PROGRAM	330100000000000												
OO : Community engagement increased Outcome Indicator													
1. Number of active partnerships with LGUs, industries, NGOs, NGAs, SMEs, and other stakeholders as a result of extension activities		80	20	24		124	85	24					
Output Indicators													
1. Number of trainees weighted by the length of training		300	2,563	2,727	2,255	7,845	887	3,311.25					
2. Number of extension programs organized and supported consistent with the SUC's mandated and priority programs		1	2	2		5	2	2					



Particulars	UACS CODE	Physical Target (Budget Year)					Physical Accomplishment (Budget Year)					Variance	Remarks
		1st Quarter	2nd Quarter	3rd Quarter	4th Quarter	Total	1st Quarter	2nd Quarter	3rd Quarter	4th Quarter	Total		
3. Percentage of beneficiaries who rate the training course/s as satisfactory or higher in terms of quality and relevance		100%	100%	100%	100%	100%	100%	100%					



Prepared By:

  
 RHODA S. BUNUAN, PHD  
 Director, Planning and Information Management  
 2022-07-28 08:28:52

In coordination with:

  
 JULIET C. DANIELS, PHD  
 Director, Finance Services  
 2022-07-28 08:28:52

Approved By:

  
 EVA MARIE GODAMON-DUGYON, PHD  
 SUC President III  
 2022-07-28 08:41:50 

**QUARTERLY PHYSICAL REPORT OF OPERATION**

**As of June 30, 2022**

**State Universities and Colleges (SUCs)**

**Agency : IFUGAO STATE UNIVERSITY**

**< not applicable >**

**Organization Code (UACS) :**

Particulars	UACS CODE	Physical Target (Budget Year)					Physical Accomplishment (Budget Year)					Variance	Remarks
		1st Quarter	2nd Quarter	3rd Quarter	4th Quarter	Total	1st Quarter	2nd Quarter	3rd Quarter	4th Quarter	Total		
1	2	3	4	5	6	7	8	9	10	11	12	13	14
HIGHER EDUCATION PROGRAM	310100000000000												
OO : Relevant and quality tertiary education ensured to achieve inclusive													
Outcome Indicators													
1. Percentage of first-time licensure exam takers that pass the licensure exams					70%	70%							
2. Percentage of graduates (2 years prior) that are employed					36%	36%							
Output Indicators													
1. Percentage of undergraduate students enrolled in CHED-identified and RDC-identified priority programs		86%		86%		86%	86.01%						
2. Percentage of undergraduate programs with accreditation			71%	71%	71%	71%		91%					
ADVANCED EDUCATION PROGRAM	320100000000000												
OO : Higher education research improved to promote economic													
Outcome Indicator													
1. Percentage of graduate school faculty engaged in research work applied in any of the following:													
a. pursuing advanced research degree programs (Ph.D.) or				14%		14%							
b. actively pursuing within the last three (3) years (investigative research, basic and applied scientific research, policy research, social science research) or					21%	21%							
c. producing technologies for commercialization or livelihood improvement or					7%	7%							
d. whose research work resulted in an extension program					7%	7%							

Particulars	UACS CODE	Physical Target (Budget Year)					Physical Accomplishment (Budget Year)					Variance	Remarks
		1st Quarter	2nd Quarter	3rd Quarter	4th Quarter	Total	1st Quarter	2nd Quarter	3rd Quarter	4th Quarter	Total		
Output Indicators													
1. Percentage of graduate students enrolled in research degree programs		100%		100%		100%	100%	100%					
2. Percentage of accredited graduate programs				100%		100%							
RESEARCH PROGRAM	3202000000000000												
OO : Higher education research improved to promote economic Outcome Indicator													
1. Number of research outputs in the last three years utilized by the industry or by other beneficiaries		5	8	8	8	29		15					
Output Indicators													
1. Number of research outputs completed		3	10	13	10	36	1	8					Q2- Researches unfinished for the quarter are still on progress.

This report was generated using the Unified Reporting System on 28/07/2022 08:48 ; Status : SUBMITTED

**State Universities and Colleges (SUCs)**

Agency : **IFUGAO STATE UNIVERSITY**


< not applicable >

Organization Code (UACS) :

Particulars	UACS CODE	Physical Target (Budget Year)					Physical Accomplishment (Budget Year)					Variance	Remarks
		1st Quarter	2nd Quarter	3rd Quarter	4th Quarter	Total	1st Quarter	2nd Quarter	3rd Quarter	4th Quarter	Total		
1	2	3	4	5	6	7	8	9	10	11	12	13	14
within the year													
2. Percentage of research outputs published in Internationally-refereed or CHED recognized journal within the year			7%	10%		17%		13.89%					
TECHNICAL ADVISORY EXTENSION PROGRAM	3301000000000000												
OO : Community engagement increased Outcome Indicator													
1. Number of active partnerships with LGUs, industries, NGOs, NGAs, SMEs, and other stakeholders as a result of extension activities		80	20	24		124	85	24					
Output Indicators													
1. Number of trainees weighted by the length of training		300	2,563	2,727	2,255	7,845	887	3,311.25					
2. Number of extension programs organized and supported consistent with the SUC's mandated and priority programs		1	2	2		5	2	2					

Particulars	UACS CODE	Physical Target (Budget Year)					Physical Accomplishment (Budget Year)					Variance	Remarks
		1st Quarter	2nd Quarter	3rd Quarter	4th Quarter	Total	1st Quarter	2nd Quarter	3rd Quarter	4th Quarter	Total		
3. Percentage of beneficiaries who rate the training course/s as satisfactory or higher in terms of quality and relevance		100%	100%	100%	100%	100%	100%	100%					


Prepared By:

  
 RHODA S. BUNOAN, PHD  
 Director, Planning and Information Management  
 2022-07-28 08:28:52

In coordination with:

  
 JULIET C. DANIELS, PHD  
 Director, Finance Services  
 2022-07-28 08:28:52

Approved By:

  
 EVA MARIE GODAMON-DUCYON, PHD  
 SUC President III  
 2022-07-28 08:41:50

QUARTERLY PHYSICAL REPORT OF OPERATION

As of June 30, 2022

Agency : State Universities and Colleges (SUCs)  
 IFUGAO STATE UNIVERSITY  
 < not applicable >

Organization Code (UACS) :

Particulars	UACS CODE	Physical Target (Budget Year)					Physical Accomplishment (Budget Year)					Variance	Remarks
		1st Quarter	2nd Quarter	3rd Quarter	4th Quarter	Total	1st Quarter	2nd Quarter	3rd Quarter	4th Quarter	Total		
1	2	3	4	5	6	7	8	9	10	11	12	13	14
HIGHER EDUCATION PROGRAM	310100000000000												
OO: Relevant and quality tertiary education ensured to achieve Inclusive Outcome Indicators													
1. Percentage of first-time licensure exam takers that pass the licensure exams					70%	70%							
2. Percentage of graduates (2 years prior) that are employed					36%	36%							
Output Indicators													
1. Percentage of undergraduate students enrolled in CHED-identified and RDC-identified priority programs		86%		86%		86%	86.01%						
2. Percentage of undergraduate programs with accreditation			71%	71%	71%	71%		91%					
ADVANCED EDUCATION PROGRAM	320100000000000												
OO: Higher education research improved to promote economic Outcome Indicator													
1. Percentage of graduate school faculty engaged in research work applied in any of the following:													
a. pursuing advanced research degree programs (Ph.D.) or				14%		14%							
b. actively pursuing within the last three (3) years (Investigative research, basic and applied scientific research, policy research, social science research) or					21%	21%							
c. producing technologies for commercialization or livelihood improvement or					7%	7%							
d. whose research work resulted in an extension program					7%	7%							

Particulars	UACS CODE	Physical Target (Budget Year)					Physical Accomplishment (Budget Year)					Variance	Remarks
		1st Quarter	2nd Quarter	3rd Quarter	4th Quarter	Total	1st Quarter	2nd Quarter	3rd Quarter	4th Quarter	Total		
Output Indicators													
1. Percentage of graduate students enrolled in research degree programs		100%		100%		100%	100%	100%					
2. Percentage of accredited graduate programs				100%		100%							
RESEARCH PROGRAM	320200000000000												
OO : Higher education research improved to promote economic													
Outcome Indicator													
1. Number of research outputs in the last three years utilized by the industry or by other beneficiaries		5	8	8	8	29		15					
Output Indicators													
1. Number of research outputs completed		3	10	13	10	36	1	8					Q2- Researches unfinished for the quarter are still on progress.

This report was generated using the Unified Reporting System on 28/07/2022 08:48 ; Status : SUBMITTED

**State Universities and Colleges (SUCs)**

Agency : IFUGAO STATE UNIVERSITY


< not applicable >

Organization Code (UACS) :


Particulars	UACS CODE	Physical Target (Budget Year)					Physical Accomplishment (Budget Year)					Variance	Remarks
		1st Quarter	2nd Quarter	3rd Quarter	4th Quarter	Total	1st Quarter	2nd Quarter	3rd Quarter	4th Quarter	Total		
1	2	3	4	5	6	7	8	9	10	11	12	13	14
within the year													
2. Percentage of research outputs published in internationally-refereed or CHED recognized journal within the year			7%	10%		17%		13.89%					
TECHNICAL ADVISORY EXTENSION PROGRAM	330100000000000							(5/36)					
OO : Community engagement increased													
Outcome Indicator													
1. Number of active partnerships with LGUs, Industries, NGOs, NGAs, SMEs, and other stakeholders as a result of extension activities		80	20	24		124	85	24					
Output Indicators													
1. Number of trainees weighted by the length of training		300	2,563	2,727	2,255	7,845	887	3,311.25					
2. Number of extension programs organized and supported consistent with the SUC's mandated and priority programs		1	2	2		5	2	2					

Particulars	UACS CODE	Physical Target (Budget Year)					Physical Accomplishment (Budget Year)					Variance	Remarks
		1st Quarter	2nd Quarter	3rd Quarter	4th Quarter	Total	1st Quarter	2nd Quarter	3rd Quarter	4th Quarter	Total		
3. Percentage of beneficiaries who rate the training course/s as satisfactory or higher in terms of quality and relevance		100%	100%	100%	100%	100%	100%	100%					


Prepared By:

  
RHODA S. BUNOAN, PHD  
 Director, Planning and Information Management  
 2022-07-28 08:28:52

In coordination with:

  
JULIET C. DANIELS, PHD  
 Director, Finance Services  
 2022-07-28 08:28:52

Approved By:

  
EVA MARIE GODAMON DUGYON, PHD  
 SUC President III  
 2022-07-28 08:41:50

## QUARTERLY PHYSICAL REPORT OF OPERATION As of June 30, 2022

Agency : **State Universities and Colleges (SUCs)**  
**IFUGAO STATE UNIVERSITY**  
 < not applicable >

Organization Code (UACS) :

Particulars	UACS CODE	Physical Target (Budget Year)					Physical Accomplishment (Budget Year)					Variance	Remarks
		1st Quarter	2nd Quarter	3rd Quarter	4th Quarter	Total	1st Quarter	2nd Quarter	3rd Quarter	4th Quarter	Total		
1	2	3	4	5	6	7	8	9	10	11	12	13	14
HIGHER EDUCATION PROGRAM	310100000000000												
OO : Relevant and quality tertiary education ensured to achieve inclusive													
Outcome Indicators													
1. Percentage of first-time licensure exam takers that pass the licensure exams					70%	70%							
2. Percentage of graduates (2 years prior) that are employed					36%	36%							
Output Indicators													
1. Percentage of undergraduate students enrolled in CHED-identified and RDC-identified priority programs		86%		86%		86%	86.01%						
							(6250/7267)						
2. Percentage of undergraduate programs with accreditation			71%	71%	71%	71%		91%					
								(27/32)					
ADVANCED EDUCATION PROGRAM	320100000000000												
OO : Higher education research improved to promote economic													
Outcome Indicator													
1. Percentage of graduate school faculty engaged in research work applied in any of the following:													
a. pursuing advanced research degree programs (Ph.D.) or				14%		14%							
b. actively pursuing within the last three (3) years (Investigative research, basic and applied scientific research, policy research, social science research) or					21%	21%							
c. producing technologies for commercialization or livelihood improvement or					7%	7%							
d. whose research work resulted in an extension program					7%	7%							



Particulars	UACS CODE	Physical Target (Budget Year)					Physical Accomplishment (Budget Year)					Variance	Remarks
		1st Quarter	2nd Quarter	3rd Quarter	4th Quarter	Total	1st Quarter	2nd Quarter	3rd Quarter	4th Quarter	Total		
Output Indicators													
1. Percentage of graduate students enrolled in research degree programs		100%		100%		100%	100%	100%					
2. Percentage of accredited graduate programs				100%		100%							
RESEARCH PROGRAM	3202000000000000												
OO : Higher education research improved to promote economic Outcome Indicator													
1. Number of research outputs in the last three years utilized by the industry or by other beneficiaries		5	8	8	8	29		15					
Output Indicators													
1. Number of research outputs completed		3	10	13	10	36	1	8					Q2- Researches unfinished for the quarter are still on progress.

This report was generated using the Unified Reporting System on 28/07/2022 08:48 ; Status : SUBMITTED

**State Universities and Colleges (SUCs)**

Agency : IFUGAO STATE UNIVERSITY


< not applicable >

Organization Code (UACS) :


Particulars	UACS CODE	Physical Target (Budget Year)					Physical Accomplishment (Budget Year)					Variance	Remarks
		1st Quarter	2nd Quarter	3rd Quarter	4th Quarter	Total	1st Quarter	2nd Quarter	3rd Quarter	4th Quarter	Total		
1	2	3	4	5	6	7	8	9	10	11	12	13	14
within the year													
2. Percentage of research outputs published in Internationally-refereed or CHED recognized journal within the year			7%	10%		17%		13.89%					
TECHNICAL ADVISORY EXTENSION PROGRAM	3301000000000000												
OO : Community engagement increased Outcome Indicator													
1. Number of active partnerships with LGUs, Industries, NGOs, NGAs, SMEs, and other stakeholders as a result of extension activities		80	20	24		124	85	24					
Output Indicators													
1. Number of trainees weighted by the length of training		300	2,563	2,727	2,255	7,845	887	3,311.25					
2. Number of extension programs organized and supported consistent with the SUC's mandated and priority programs		1	2	2		5	2	2					

Particulars	UACS CODE	Physical Target (Budget Year)					Physical Accomplishment (Budget Year)					Variance	Remarks
		1st Quarter	2nd Quarter	3rd Quarter	4th Quarter	Total	1st Quarter	2nd Quarter	3rd Quarter	4th Quarter	Total		
3. Percentage of beneficiaries who rate the training course/s as satisfactory or higher in terms of quality and relevance		100%	100%	100%	100%	100%	100%	100%					


Prepared By:

  
 RHODA S. BUNUAN, PHD  
 Director, Planning and Information Management  
 2022-07-28 08:28:52

In coordination with:

  
 JULIET C. DANIELS, PHD  
 Director, Finance Services  
 2022-07-28 08:28:52

Approved By:

  
 EVA MARIE GODAMON-DUGYON, PHD  
 SUC President III  
 2022-07-28 08:41:50 