

SUMMARY OF APPROPRIATIONS, ALLOTMENTS, OBLIGATIONS, DISBURSEMENTS AND BALANCES BY OBJECT OF EXPENDITURES
As at the Quarter Ending September 30, 2021

Department : State Universities and Colleges (SUCs)
Agency : Ifugao State University
Operating Unit : < not applicable >
Organization Code (UACS) : 08 018 0000000
Fund Cluster : 01 Regular Agency Fund

X	Current Year Appropriations
	Supplemental Appropriations
	Continuing Appropriations


(e.g. UACS Fund Cluster: 01-Regular Agency Fund, 02-Foreign Assisted Projects Fund, 03-Special Account-Locally Funded/Domestic Grants Fund, and 04-Special Account-Foreign Assisted/Foreign Grants Fund)

Particulars	UACS CODE	Appropriations			Allotments					Obligations					Disbursements					Balances			
		Authorized Appropriations	Adjustments (Transfer To/From, Modifications/ Augmentations)	Adjusted Appropriations	Allotments Received	Adjustments (Reductions, Modifications/ Augmentations)	Transfer To	Transfer From	Adjusted Allotments	1st Quarter Ending March 31	2nd Quarter Ending June 30	3rd Quarter Ending Sept. 30	4th Quarter Ending Dec. 31	TOTAL	1st Quarter Ending March 31	2nd Quarter Ending June 30	3rd Quarter Ending Sept. 30	4th Quarter Ending Dec. 31	TOTAL	Unreleased Appropriations	Unobligated Allotments	Unpaid Obligations (15-20)=(23+24)	
																						Due and Demandable	Not Yet Due and Demandable
1	2	3	4	5=(3+4)	6	7	8	9	10=[(6+(-)7)-8+9]	11	12	13	14	15=(11+12+13+14)	16	17	18	19	20=(16+17+18+19)	21=(5-10)	22=(10-15)	23	24
SUMMARY		410,784,000.00	0.00	410,784,000.00	392,070,000.00	0.00	0.00	0.00	392,070,000.00	108,892,429.79	96,452,947.59	71,050,555.68	0.00	276,395,933.06	55,333,997.84	93,937,663.35	84,419,857.37	0.00	233,691,518.56	18,714,000.00	115,674,066.94	0.00	42,704,414.50
A. AGENCY SPECIFIC BUDGET		391,309,000.00	0.00	391,309,000.00	372,595,000.00	0.00	0.00	0.00	372,595,000.00	104,355,307.52	91,763,479.73	66,399,008.93	0.00	262,517,796.18	50,796,875.57	89,248,195.49	79,768,310.62	0.00	219,813,381.68	18,714,000.00	110,077,203.82	0.00	42,704,414.50
Personnel Services		232,439,000.00	0.00	232,439,000.00	214,725,000.00	0.00	0.00	0.00	214,725,000.00	41,771,435.70	58,960,380.67	48,053,214.00	0.00	148,785,030.37	41,729,815.40	58,982,258.47	47,802,664.37	0.00	148,514,738.24	17,714,000.00	65,939,969.63	0.00	270,292.13
Salaries and Wages	5010100000	162,295,000.00	(2,040,373.00)	160,254,627.00	162,295,000.00	(2,040,373.00)	0.00	0.00	160,254,627.00	36,685,513.93	42,981,543.05	39,210,497.58	0.00	118,877,554.56	36,665,038.63	43,002,018.35	39,112,595.45	0.00	118,779,652.43	0.00	41,377,072.44	0.00	97,902,133.44
Salaries and Wages - Regular	5010101000	162,295,000.00	(2,040,373.00)	160,254,627.00	162,295,000.00	(2,040,373.00)	0.00	0.00	160,254,627.00	36,685,513.93	42,981,543.05	39,210,497.58	0.00	118,877,554.56	36,665,038.63	43,002,018.35	39,112,595.45	0.00	118,779,652.43	0.00	41,377,072.44	0.00	97,902,133.44
Basic Salary - Civilian	5010101001	162,295,000.00	(2,040,373.00)	160,254,627.00	162,295,000.00	(2,040,373.00)	0.00	0.00	160,254,627.00	36,685,513.93	42,981,543.05	39,210,497.58	0.00	118,877,554.56	36,665,038.63	43,002,018.35	39,112,595.45	0.00	118,779,652.43	0.00	41,377,072.44	0.00	97,902,133.44
Other Compensation	5010200000	46,716,000.00	482,100.00	47,198,100.00	46,716,000.00	482,100.00	0.00	0.00	47,198,100.00	4,306,448.30	15,480,395.48	4,920,970.19	0.00	24,707,813.97	4,305,045.80	15,481,797.98	4,748,580.19	0.00	24,535,423.97	0.00	22,490,286.03	0.00	172,390.00
Personal Economic Relief Allowance (PERA)	5010201000	8,424,000.00	0.00	8,424,000.00	8,424,000.00	0.00	0.00	0.00	8,424,000.00	2,048,915.15	1,841,733.32	2,104,928.72	0.00	5,995,577.19	2,048,915.15	1,841,733.32	2,104,928.72	0.00	5,995,577.19	0.00	2,428,422.81	0.00	0.00
PERA - Civilian	5010201001	8,424,000.00	0.00	8,424,000.00	8,424,000.00	0.00	0.00	0.00	8,424,000.00	2,048,915.15	1,841,733.32	2,104,928.72	0.00	5,995,577.19	2,048,915.15	1,841,733.32	2,104,928.72	0.00	5,995,577.19	0.00	2,428,422.81	0.00	0.00
Representation Allowance (RA)	5010202000	240,000.00	222,000.00	462,000.00	240,000.00	222,000.00	0.00	0.00	462,000.00	60,000.00	10,000.00	0.00	0.00	70,000.00	60,000.00	10,000.00	0.00	0.00	70,000.00	0.00	382,000.00	0.00	0.00
Transportation Allowance (TA)	5010203000	240,000.00	222,000.00	462,000.00	240,000.00	222,000.00	0.00	0.00	462,000.00	30,000.00	10,000.00	0.00	0.00	40,000.00	30,000.00	10,000.00	0.00	0.00	40,000.00	0.00	422,000.00	0.00	0.00
Transportation Allowance (TA)	5010203001	240,000.00	222,000.00	462,000.00	240,000.00	222,000.00	0.00	0.00	462,000.00	30,000.00	10,000.00	0.00	0.00	40,000.00	30,000.00	10,000.00	0.00	0.00	40,000.00	0.00	422,000.00	0.00	0.00
Clothing/Uniform Allowance	5010204000	2,106,000.00	0.00	2,106,000.00	2,106,000.00	0.00	0.00	0.00	2,106,000.00	2,016,000.00	42,000.00	6,000.00	0.00	2,064,000.00	2,016,000.00	42,000.00	6,000.00	0.00	2,064,000.00	0.00	42,000.00	0.00	0.00
Clothing/Uniform Allowance - Civilian	5010204001	2,106,000.00	0.00	2,106,000.00	2,106,000.00	0.00	0.00	0.00	2,106,000.00	2,016,000.00	42,000.00	6,000.00	0.00	2,064,000.00	2,016,000.00	42,000.00	6,000.00	0.00	2,064,000.00	0.00	42,000.00	0.00	0.00
Subsistence Allowance (SA)	5010205000	90,000.00	362,100.00	452,100.00	90,000.00	362,100.00	0.00	0.00	452,100.00	20,017.25	69,982.75	51,284.75	0.00	141,284.75	20,017.25	69,982.75	51,284.75	0.00	141,284.75	0.00	310,815.25	0.00	0.00
Subsistence Allowance - Magna Carta for Public Health Workers under R.A. 7305	5010205003	90,000.00	362,100.00	452,100.00	90,000.00	362,100.00	0.00	0.00	452,100.00	20,017.25	69,982.75	51,284.75	0.00	141,284.75	20,017.25	69,982.75	51,284.75	0.00	141,284.75	0.00	310,815.25	0.00	0.00
Laundry Allowance (LA)	5010206000	9,000.00	0.00	9,000.00	9,000.00	0.00	0.00	0.00	9,000.00	265.90	8,734.10	934.08	0.00	9,934.08	265.90	8,734.10	934.08	0.00	9,934.08	0.00	(934.08)	0.00	0.00
Laundry Allowance - Magna Carta Benefits for Public Health Workers under R.A. 7305	5010206004	9,000.00	0.00	9,000.00	9,000.00	0.00	0.00	0.00	9,000.00	265.90	8,734.10	934.08	0.00	9,934.08	265.90	8,734.10	934.08	0.00	9,934.08	0.00	(934.08)	0.00	0.00
Honoraria	5010210000	5,047,000.00	(324,000.00)	4,723,000.00	5,047,000.00	(324,000.00)	0.00	0.00	4,723,000.00	131,250.00	683,439.04	2,596,343.64	0.00	3,411,032.68	129,847.50	684,841.54	2,423,953.64	0.00	3,238,642.68	0.00	1,311,967.32	0.00	172,390.00
Honoraria - Civilian	5010210001	5,047,000.00	(324,000.00)	4,723,000.00	5,047,000.00	(324,000.00)	0.00	0.00	4,723,000.00	131,250.00	683,439.04	2,596,343.64	0.00	3,411,032.68	129,847.50	684,841.54	2,423,953.64	0.00	3,238,642.68	0.00	1,311,967.32	0.00	172,390.00
Year End Bonus	5010214000	13,525,000.00	0.00	13,525,000.00	13,525,000.00	0.00	0.00	0.00	13,525,000.00	0.00	0.00	0.00	0.00	0.00	0.00	0.00	0.00	0.00	0.00	0.00	13,525,000.00	0.00	0.00
Bonus - Civilian	5010214001	13,525,000.00	0.00	13,525,000.00	13,525,000.00	0.00	0.00	0.00	13,525,000.00	0.00	0.00	0.00	0.00	0.00	0.00	0.00	0.00	0.00	0.00	0.00	13,525,000.00	0.00	0.00
Cash Gift	5010215000	1,755,000.00	0.00	1,755,000.00	1,755,000.00	0.00	0.00	0.00	1,755,000.00	0.00	0.00	0.00	0.00	0.00	0.00	0.00	0.00	0.00	0.00	0.00	1,755,000.00	0.00	0.00
Cash Gift - Civilian	5010215001	1,755,000.00	0.00	1,755,000.00	1,755,000.00	0.00	0.00	0.00	1,755,000.00	0.00	0.00	0.00	0.00	0.00	0.00	0.00	0.00	0.00	0.00	0.00	1,755,000.00	0.00	0.00
Mid-Year Bonus - Civilian	5010216000	13,525,000.00	0.00	13,525,000.00	13,525,000.00	0.00	0.00	0.00	13,525,000.00	0.00	12,814,506.27	161,479.00	0.00	12,975,985.27	0.00	12,814,506.27	161,479.00	0.00	12,975,985.27	0.00	549,014.73	0.00	0.00
Mid-Year Bonus - Civilian	5010216001	13,525,000.00	0.00	13,525,000.00	13,525,000.00	0.00	0.00	0.00	13,525,000.00	0.00	12,814,506.27	161,479.00	0.00	12,975,985.27	0.00	12,814,506.27	161,479.00	0.00	12,975,985.27	0.00	549,014.73	0.00	0.00
Other Bonuses and Allowances	5010299000	1,755,000.00	0.00	1,755,000.00	1,755,000.00	0.00	0.00	0.00	1,755,000.00	0.00	0.00	0.00	0.00	0.00	0.00	0.00	0.00	0.00	0.00	0.00	1,755,000.00	0.00	0.00
Productivity Enhancement Incentive - Civilian	5010299012	1,755,000.00	0.00	1,755,000.00	1,755,000.00	0.00	0.00	0.00	1,755,000.00	0.00	0.00	0.00	0.00	0.00	0.00	0.00	0.00	0.00	0.00	0.00	1,755,000.00	0.00	0.00
Personnel Benefit Contributions	5010300000	2,572,000.00	0.00	2,572,000.00	2,572,000.00	0.00	0.00	0.00	2,572,000.00	718,313.16	498,442.14	736,558.45	0.00	1,953,313.75	718,313.16	498,442.14	736,558.45	0.00	1,953,313.75	0.00	618,686.25	0.00	0.00
Pag-IBG Contributions	5010302000	421,000.00	0.00	421,000.00	421,000.00	0.00	0.00	0.00	421,000.00	96,500.00	70,800.00	104,700.00	0.00	272,000.00	96,500.00	70,800.00	104,700.00	0.00	272,000.00	0.00	149,000.00	0.00	0.00
Pag-IBG - Civilian	5010302001	421,000.00	0.00	421,000.00	421,000.00	0.00	0.00	0.00	421,000.00	96,500.00	70,800.00	104,700.00	0.00	272,000.00	96,500.00	70,800.00	104,700.00	0.00	272,000.00	0.00	149,000.00	0.00	0.00
PhilHealth Contributions	5010303000	1,730,000.00	0.00	1,730,000.00	1,730,000.00	0.00	0.00	0.00	1,730,000.00	519,913.16	357,242.14	527,658.45	0.00	1,404,813.75	519,913.16	357,242.14	527,658.45	0.00	1,404,81				


1	2	3	4	5=(3+4)	6	7	8	9	10=[(6+(-7) -8+9]	11	12	13	14	15=(11+12+13+14)	16	17	18	19	20=(16+17+18+19)	21=(5-10)	22=(10-15)	23	24
Traveling Expenses - Local	5020101000	3,227,000.00	0.00	3,227,000.00	3,227,000.00	0.00	0.00	0.00	3,227,000.00	37,862.00	123,443.00	221,180.80	0.00	382,485.80	37,862.00	108,360.00	164,040.80	0.00	310,262.80	0.00	2,844,514.20	0.00	72,223.00
Training and Scholarship Expenses	5020200000	5,678,000.00	(500,000.00)	5,178,000.00	5,678,000.00	(500,000.00)	0.00	0.00	5,178,000.00	112,651.70	343,750.00	1,004,692.50	0.00	1,461,094.20	112,651.70	297,500.00	723,404.00	0.00	1,133,555.70	0.00	3,716,905.80	0.00	327,538.50
Training Expenses	5020201000	4,960,000.00	(500,000.00)	4,460,000.00	4,960,000.00	(500,000.00)	0.00	0.00	4,460,000.00	68,111.70	308,750.00	1,004,692.50	0.00	1,381,554.20	68,111.70	262,500.00	723,404.00	0.00	1,054,015.70	0.00	3,078,445.80	0.00	327,538.50
Training Expenses	5020201002	4,960,000.00	(500,000.00)	4,460,000.00	4,960,000.00	(500,000.00)	0.00	0.00	4,460,000.00	68,111.70	308,750.00	1,004,692.50	0.00	1,381,554.20	68,111.70	262,500.00	723,404.00	0.00	1,054,015.70	0.00	3,078,445.80	0.00	327,538.50
Scholarship Grants/Expenses	5020202000	718,000.00	0.00	718,000.00	718,000.00	0.00	0.00	0.00	718,000.00	44,540.00	35,000.00	0.00	0.00	79,540.00	44,540.00	35,000.00	0.00	0.00	79,540.00	0.00	638,460.00	0.00	0.00
Supplies and Materials Expenses	5020300000	17,941,000.00	0.00	17,941,000.00	17,941,000.00	0.00	0.00	0.00	17,941,000.00	3,208,411.44	5,696,621.85	3,302,683.20	0.00	12,207,716.59	2,891,555.69	1,795,469.20	5,503,378.15	0.00	10,190,403.03	0.00	5,733,282.41	0.00	2,017,313.56
Office Supplies Expenses	5020301000	6,807,000.00	0.00	6,807,000.00	6,807,000.00	0.00	0.00	0.00	6,807,000.00	1,501,231.44	4,250,901.60	591,144.57	0.00	6,343,277.61	1,297,730.05	1,209,552.50	3,106,548.96	0.00	5,613,831.51	0.00	463,722.39	0.00	729,446.10
Office Supplies Expenses	5020301002	6,807,000.00	0.00	6,807,000.00	6,807,000.00	0.00	0.00	0.00	6,807,000.00	1,501,231.44	4,250,901.60	591,144.57	0.00	6,343,277.61	1,297,730.05	1,209,552.50	3,106,548.96	0.00	5,613,831.51	0.00	463,722.39	0.00	729,446.10
Accountable Forms Expenses	5020302000	227,000.00	0.00	227,000.00	227,000.00	0.00	0.00	0.00	227,000.00	0.00	23,200.00	0.00	0.00	23,200.00	0.00	23,200.00	0.00	0.00	23,200.00	0.00	203,800.00	0.00	0.00
Fuel, Oil and Lubricants Expenses	5020309000	1,551,000.00	0.00	1,551,000.00	1,551,000.00	0.00	0.00	0.00	1,551,000.00	34,420.00	44,018.00	348,858.98	0.00	427,296.98	34,420.00	44,018.00	157,982.65	0.00	236,420.65	0.00	1,123,703.02	0.00	190,876.33
Other Supplies and Materials Expenses	5020390000	9,356,000.00	0.00	9,356,000.00	9,356,000.00	0.00	0.00	0.00	9,356,000.00	1,672,760.00	1,401,702.25	2,339,479.75	0.00	5,413,942.00	1,559,405.83	541,898.70	2,215,645.54	0.00	4,316,950.87	0.00	3,942,058.06	0.00	1,096,991.13
Utility Expenses	5020400000	5,141,000.00	0.00	5,141,000.00	5,141,000.00	0.00	0.00	0.00	5,141,000.00	139,337.26	538,018.36	1,696,671.80	0.00	2,374,027.42	134,038.99	543,316.63	1,696,671.80	0.00	2,374,027.42	0.00	2,766,972.58	0.00	0.00
Water Expenses	5020401000	450,000.00	0.00	450,000.00	450,000.00	0.00	0.00	0.00	450,000.00	758.00	5,028.24	11,817.86	0.00	17,604.10	758.00	5,028.24	11,817.86	0.00	17,604.10	0.00	432,395.90	0.00	0.00
Electricity Expenses	5020402000	4,691,000.00	0.00	4,691,000.00	4,691,000.00	0.00	0.00	0.00	4,691,000.00	138,579.26	532,990.12	1,684,853.94	0.00	2,356,423.32	133,280.99	538,288.39	1,684,853.94	0.00	2,356,423.32	0.00	2,334,576.68	0.00	0.00
Communication Expenses	5020500000	3,069,000.00	0.00	3,069,000.00	2,569,000.00	0.00	0.00	0.00	2,569,000.00	57,813.34	428,605.79	246,775.05	0.00	733,194.18	56,802.34	429,616.69	246,775.15	0.00	733,194.18	500,000.00	1,835,805.82	0.00	0.00
Postage and Courier Services	5020501000	175,000.00	0.00	175,000.00	175,000.00	0.00	0.00	0.00	175,000.00	11,532.00	12,114.00	12,272.00	0.00	35,918.00	11,532.00	12,114.00	12,272.00	0.00	35,918.00	0.00	139,082.00	0.00	0.00
Telephone Expenses	5020502000	793,000.00	0.00	793,000.00	793,000.00	0.00	0.00	0.00	793,000.00	46,281.34	197,026.17	88,103.05	0.00	331,410.56	45,270.34	198,037.07	88,103.15	0.00	331,410.56	0.00	461,589.44	0.00	0.00
Mobile	5020502001	793,000.00	0.00	793,000.00	793,000.00	0.00	0.00	0.00	793,000.00	46,281.34	197,026.17	88,103.05	0.00	331,410.56	45,270.34	198,037.07	88,103.15	0.00	331,410.56	0.00	461,589.44	0.00	0.00
Internet Subscription Expenses	5020503000	2,101,000.00	0.00	2,101,000.00	1,601,000.00	0.00	0.00	0.00	1,601,000.00	0.00	219,465.62	146,400.00	0.00	365,865.62	0.00	219,465.62	146,400.00	0.00	365,865.62	500,000.00	1,235,134.38	0.00	0.00
Awards/Rewards and Prizes	5020600000	500,000.00	0.00	500,000.00	500,000.00	0.00	0.00	0.00	500,000.00	0.00	0.00	0.00	0.00	0.00	0.00	0.00	0.00	0.00	0.00	0.00	500,000.00	0.00	0.00
Awards/Rewards Expenses	5020601000	500,000.00	0.00	500,000.00	500,000.00	0.00	0.00	0.00	500,000.00	0.00	0.00	0.00	0.00	0.00	0.00	0.00	0.00	0.00	0.00	0.00	500,000.00	0.00	0.00
Rewards and Incentives	5020601002	500,000.00	0.00	500,000.00	500,000.00	0.00	0.00	0.00	500,000.00	0.00	0.00	0.00	0.00	0.00	0.00	0.00	0.00	0.00	0.00	0.00	500,000.00	0.00	0.00
Survey, Research, Exploration and Development Expenses	5020700000	200,000.00	0.00	200,000.00	200,000.00	0.00	0.00	0.00	200,000.00	0.00	0.00	0.00	0.00	0.00	0.00	0.00	0.00	0.00	0.00	0.00	200,000.00	0.00	0.00
Survey Expenses	5020701000	200,000.00	0.00	200,000.00	200,000.00	0.00	0.00	0.00	200,000.00	0.00	0.00	0.00	0.00	0.00	0.00	0.00	0.00	0.00	0.00	0.00	200,000.00	0.00	0.00
Confidential, Intelligence and Extraordinary Expenses	5021000000	185,000.00	0.00	185,000.00	185,000.00	0.00	0.00	0.00	185,000.00	22,000.00	33,000.00	33,000.00	0.00	88,000.00	22,000.00	33,000.00	33,000.00	0.00	88,000.00	0.00	97,000.00	0.00	0.00
Extraordinary and Miscellaneous Expenses	5021003000	185,000.00	0.00	185,000.00	185,000.00	0.00	0.00	0.00	185,000.00	22,000.00	33,000.00	33,000.00	0.00	88,000.00	22,000.00	33,000.00	33,000.00	0.00	88,000.00	0.00	97,000.00	0.00	0.00
Professional Services	5021100000	15,834,000.00	0.00	15,834,000.00	15,834,000.00	0.00	0.00	0.00	15,834,000.00	1,540,669.13	4,616,476.86	3,319,334.44	0.00	9,476,480.43	1,535,649.13	4,643,057.75	3,297,773.55	0.00	9,476,480.43	0.00	6,357,519.57	0.00	0.00
Legal Services	5021101000	615,000.00	0.00	615,000.00	615,000.00	0.00	0.00	0.00	615,000.00	0.00	0.00	0.00	0.00	0.00	0.00	0.00	0.00	0.00	0.00	0.00	615,000.00	0.00	0.00
Auditing Services	5021102000	150,000.00	0.00	150,000.00	150,000.00	0.00	0.00	0.00	150,000.00	0.00	0.00	0.00	0.00	0.00	0.00	0.00	0.00	0.00	0.00	0.00	150,000.00	0.00	0.00
Other Professional Services	5021199000	15,069,000.00	0.00	15,069,000.00	15,069,000.00	0.00	0.00	0.00	15,069,000.00	1,540,669.13	4,616,476.86	3,319,334.44	0.00	9,476,480.43	1,535,649.13	4,643,057.75	3,297,773.55	0.00	9,476,480.43	0.00	5,592,519.57	0.00	0.00
General Services	5021200000	7,868,000.00	915,000.00	8,783,000.00	7,868,000.00	915,000.00	0.00	0.00	8,783,000.00	3,618,262.99	710,374.96	3,746,673.41	0.00	8,075,311.36	1,537,822.22	2,790,815.73	2,323,018.23	0.00	6,651,656.18	0.00	707,688.64	0.00	1,423,655.18
Janitorial Services	5021202000	1,913,000.00	(300,000.00)	1,613,000.00	1,913,000.00	(300,000.00)	0.00	0.00	1,613,000.00	179,167.01	533,989.31	553,993.98	0.00	1,267,150.30	178,707.01	534,449.31	552,533.98	0.00	1,265,690.30	0.00	345,849.70	0.00	1,460.00
Security Services	5021203000	5,910,000.00	1,215,000.00	7,125,000.00	5,910,000.00	1,215,000.00	0.00	0.00	7,125,000.00	3,439,095.98	176,385.65	3,192,679.43	0.00	6,808,161.06	1,359,115.21	2,256,366.42	1,770,484.25	0.00	5,385,965.88	0.00	316,838.94	0.00	1,422,195.18
Other General Services	5021299000	45,000.00	0.00	45,000.00	45,000.00	0.00	0.00	0.00	45,000.00	0.00	0.00	0.00	0.00	0.00	0.00	0.00	0.00	0.00	0.00	0.00	45,000.00	0.00	0.00
Other General Services	5021299099	45,000.00	0.00	45,000.00	45,000.00	0.00	0.00	0.00	45,000.00	0.00	0.00	0.00	0.00	0.00	0.00	0.00	0.00	0.00	0.00	0.00	45,000.00	0.00	0.00
Repairs and Maintenance	5021300000	7,657,000.00	(70,000.00)	7,587,000.00	7,657,000.00	(70,000.00)	0.00	0.00	7,587,000.00	12,412.00	378,461.21	924,862.06	0.00	1,315,735.27	12,412.00	220,000.00	498,472.08	0.00	730,884.08	0.00	6,271,264.73	0.00	584,851.19
Repairs and Maintenance - Land Improvements	5021302000	160,000.00	0.00	160,000.00	160,000.00	0.00	0.00	0.00	160,000.00	0.00	0.00	0.00	0.00	0.00	0.00	0.00	0.00	0.00	0.00	0.00	160,000.00	0.00	0.00
Other Land Improvements	5021302099	160,000.00	0.00	160,000.00	160,000.00	0.00	0.00	0.00	160,000.00	0.00	0.00	0.00	0.00	0.00	0.00	0.00	0.00	0.00	0.00	0.00	160,000.00	0.00	0.00
Repairs and Maintenance - Buildings and Other Structures	5021304000	5,514,000.00	0.00	5,514,000.00	5,514,000.00	0.00	0.00	0.00	5,514,000.00	0.00	222,700.00	305,408.00	0.00	528,108.00	0.00	120,000.00	279,693.00	0.00	399,693.00	0.00	4,985,892.00	0.00	128,415.00
Buildings	5021304001	5,514,000.00	0.00	5,514,000.00	5,514,000.00	0.00	0.00	0.00	5,514,000.00	0.00	222,700.00	305,408.00	0.00	528,108.00	0.00	120,000.00	279,693.00	0.00	399,693.00	0.00	4,985,892.00	0.00	128,415.00
Repairs and Maintenance - Machinery and Equipment	5021305000	387,000.00	0.00	387,000.00	387,000.00	0.00	0.00</																

Other Subscription Expenses	5029907099	51,000.00	(16,000.00)	35,000.00	51,000.00	(16,000.00)	0.00	0.00	35,000.00	0.00	0.00	0.00	0.00	0.00	0.00	0.00	0.00	0.00	0.00	0.00	35,000.00	0.00	0.00
Other Maintenance and Operating Expenses	5029999000	2,128,000.00	(200,000.00)	1,928,000.00	1,628,000.00	(200,000.00)	0.00	0.00	1,428,000.00	35,185.89	442,579.78	338,961.52	0.00	816,727.19	35,185.89	364,446.00	163,036.52	0.00	562,668.41	500,000.00	611,272.81	0.00	254,058.78
Other Maintenance and Operating Expenses	5029999099	2,128,000.00	(200,000.00)	1,928,000.00	1,628,000.00	(200,000.00)	0.00	0.00	1,428,000.00	35,185.89	442,579.78	338,961.52	0.00	816,727.19	35,185.89	364,446.00	163,036.52	0.00	562,668.41	500,000.00	611,272.81	0.00	254,058.78
Capital Outlays		85,834,000.00	0.00	85,834,000.00	85,834,000.00	0.00	0.00	0.00	85,834,000.00	53,683,766.07	19,277,317.03	3,192,620.72	0.00	76,153,703.82	2,645,830.22	18,771,224.80	17,087,581.64	0.00	38,504,636.66	0.00	9,680,296.18	0.00	37,649,067.16
Property, Plant and Equipment Outlay	5060400000	85,834,000.00	0.00	85,834,000.00	85,834,000.00	0.00	0.00	0.00	85,834,000.00	53,683,766.07	19,277,317.03	3,192,620.72	0.00	76,153,703.82	2,645,830.22	18,771,224.80	17,087,581.64	0.00	38,504,636.66	0.00	9,680,296.18	0.00	37,649,067.16
Buildings and Other Structures	5060404000	83,334,000.00	0.00	83,334,000.00	83,334,000.00	0.00	0.00	0.00	83,334,000.00	53,683,766.07	16,855,963.47	3,192,620.72	0.00	73,732,350.26	2,645,830.22	18,771,224.80	16,724,378.61	0.00	38,141,433.63	0.00	9,601,649.74	0.00	35,590,916.63
Buildings	5060404001	4,800,000.00	0.00	4,800,000.00	4,800,000.00	0.00	0.00	0.00	4,800,000.00	0.00	0.00	2,486,088.00	0.00	2,486,088.00	0.00	0.00	0.00	0.00	0.00	0.00	2,313,912.00	0.00	2,486,088.00
School Buildings	5060404002	41,534,000.00	0.00	41,534,000.00	41,534,000.00	0.00	0.00	0.00	41,534,000.00	23,356,299.97	16,855,963.47	570,134.37	0.00	40,782,397.81	0.00	9,257,760.71	6,803,781.38	0.00	16,061,542.09	0.00	751,602.19	0.00	24,720,855.72
Hostels and Dormitories	5060404006	26,000,000.00	0.00	26,000,000.00	26,000,000.00	0.00	0.00	0.00	26,000,000.00	20,611,817.88	0.00	0.00	0.00	20,611,817.88	1,188,482.99	4,004,500.32	8,330,526.13	0.00	13,523,509.44	0.00	5,388,182.12	0.00	7,088,308.44
Other Structures	5060404099	11,000,000.00	0.00	11,000,000.00	11,000,000.00	0.00	0.00	0.00	11,000,000.00	9,715,648.22	0.00	136,398.35	0.00	9,852,046.57	1,457,347.23	5,508,963.77	1,590,071.10	0.00	8,556,382.10	0.00	1,147,953.43	0.00	1,295,664.47
Machinery and Equipment Outlay	5060405000	2,500,000.00	0.00	2,500,000.00	2,500,000.00	0.00	0.00	0.00	2,500,000.00	0.00	2,421,353.56	0.00	0.00	2,421,353.56	0.00	0.00	363,203.03	0.00	363,203.03	0.00	78,646.44	0.00	2,058,150.53
Technical and Scientific Equipment	5060405014	2,500,000.00	0.00	2,500,000.00	2,500,000.00	0.00	0.00	0.00	2,500,000.00	0.00	2,421,353.56	0.00	0.00	2,421,353.56	0.00	0.00	363,203.03	0.00	363,203.03	0.00	78,646.44	0.00	2,058,150.53
B. AUTOMATIC APPROPRIATIONS		19,475,000.00	0.00	19,475,000.00	19,475,000.00	0.00	0.00	0.00	19,475,000.00	4,537,122.27	4,689,467.86	4,651,546.75	0.00	13,878,136.88	4,537,122.27	4,689,467.86	4,651,546.75	0.00	13,878,136.88	0.00	5,596,863.12	0.00	0.00
Retirement and Life Insurance Premiums		19,475,000.00	0.00	19,475,000.00	19,475,000.00	0.00	0.00	0.00	19,475,000.00	4,537,122.27	4,689,467.86	4,651,546.75	0.00	13,878,136.88	4,537,122.27	4,689,467.86	4,651,546.75	0.00	13,878,136.88	0.00	5,596,863.12	0.00	0.00
GRAND TOTAL		410,784,000.00	0.00	410,784,000.00	392,070,000.00	0.00	0.00	0.00	392,070,000.00	108,892,429.79	96,452,947.59	71,050,555.68	0.00	276,395,933.06	55,333,997.84	93,937,663.35	84,419,857.37	0.00	233,691,518.96	18,714,000.00	115,674,066.94	0.00	42,704,414.50

Certified Correct:


MARIA THERESA N. CULONGE, CPA
Administrative Officer V
Date:


Certified Correct:


ELYN A. BOLIGON, CPA
Accountant III
Date:

Recommending Approval:


JULIET C. DANIELS, PhD
Director, Finance Services
Date:

Approved By:


EVA MARIE CODAMON-DUGAYON, PhD
University President
Date: