

STATEMENT OF APPROVED BUDGET, UTILIZATIONS, DISBURSEMENTS AND BALANCES

(For Off-Budgetary Funds)

As at the Quarter Ending June 30, 2021


Department : State Universities and Colleges (SUCs)
 Agency/Entity : Ifugao State University
 Operating Unit : < not applicable >
 Organization Code (UACS) : 08 018 0000000
 Fund Cluster : 05 Internally Generated Funds
 (e.g. UACS Fund Cluster: 05-Internally Generated Funds and 06-Business Related Funds)


Particulars	UACS CODE	Approved Budget			Utilizations					Disbursements					Balances		
		Approved Budgeted Revenue	Adjustments (Reductions, Modifications)	Adjusted Budgeted Revenue	1st Quarter Ending March 31	2nd Quarter Ending June 30	3rd Quarter Ending Sept. 30	4th Quarter Ending Dec. 31	Total	1st Quarter Ending March 31	2nd Quarter Ending June 30	3rd Quarter Ending Sept. 30	4th Quarter Ending Dec. 31	TOTAL	Unutilized Budget	Unpaid Obligations	
																Due and Demandable	Not Yet Due and Demandable
1	2	3	4	5=[3+(-)4]	6	7	8	9	10=(6+7+8+9)	11	12	13	14	15=(11+12+13+14)	16=(5-10)	17	18
General Administration and Support	10000000000000	100,000.00	0.00	100,000.00	0.00	0.00	0.00	0.00	0.00	0.00	0.00	0.00	0.00	0.00	100,000.00	0.00	0.00
General Management and Supervision	100000100001000	100,000.00	0.00	100,000.00	0.00	0.00	0.00	0.00	0.00	0.00	0.00	0.00	0.00	0.00	100,000.00	0.00	0.00
MOOE		100,000.00	0.00	100,000.00	0.00	0.00	0.00	0.00	0.00	0.00	0.00	0.00	0.00	0.00	100,000.00	0.00	0.00
Sub-Total, General Administration and Support		100,000.00	0.00	100,000.00	0.00	0.00	0.00	0.00	0.00	0.00	0.00	0.00	0.00	0.00	100,000.00	0.00	0.00
PS		0.00	0.00	0.00	0.00	0.00	0.00	0.00	0.00	0.00	0.00	0.00	0.00	0.00	0.00	0.00	0.00
MOOE		100,000.00	0.00	100,000.00	0.00	0.00	0.00	0.00	0.00	0.00	0.00	0.00	0.00	0.00	100,000.00	0.00	0.00
FinEx (if Applicable)		0.00	0.00	0.00	0.00	0.00	0.00	0.00	0.00	0.00	0.00	0.00	0.00	0.00	0.00	0.00	0.00
CO		0.00	0.00	0.00	0.00	0.00	0.00	0.00	0.00	0.00	0.00	0.00	0.00	0.00	0.00	0.00	0.00
Operations	300000000000000	133,513,367.00	0.00	133,513,367.00	10,214,887.95	14,845,948.92	0.00	0.00	25,060,834.87	5,465,074.42	11,993,658.72	0.00	0.00	17,438,733.14	108,452,532.15	0.00	7,522,101.73
OO : Relevant and quality tertiary education ensured to achieve inclusive growth and access of poor but deserving students to quality tertiary education increased	310000000000000	125,459,743.00	0.00	125,459,743.00	10,048,783.68	14,297,962.58	0.00	0.00	24,344,746.26	5,328,610.05	11,531,384.47	0.00	0.00	16,857,994.52	101,114,696.74	0.00	7,486,751.74
HIGHER EDUCATION PROGRAM	310100000000000	125,459,743.00	0.00	125,459,743.00	10,048,783.68	14,297,962.58	0.00	0.00	24,344,746.26	5,328,610.05	11,531,384.47	0.00	0.00	16,857,994.52	101,114,696.74	0.00	7,486,751.74
Provision of Higher Education Services	310100100002000	125,459,743.00	0.00	125,459,743.00	10,048,783.68	14,297,962.58	0.00	0.00	24,344,746.26	5,328,610.05	11,531,384.47	0.00	0.00	16,857,994.52	101,114,696.74	0.00	7,486,751.74
MOOE		84,179,474.00	0.00	84,179,474.00	5,572,311.51	10,771,739.73	0.00	0.00	16,344,051.24	4,244,661.32	9,759,253.70	0.00	0.00	14,002,915.02	67,835,422.78	0.00	2,341,138.22
CO		41,280,269.00	0.00	41,280,269.00	4,474,472.17	3,528,222.85	0.00	0.00	8,000,695.02	1,081,948.73	1,773,130.77	0.00	0.00	2,855,079.50	33,279,573.98	0.00	5,145,615.52
OO : Higher education research improved to promote economic productivity and innovation	320000000000000	5,232,688.00	0.00	5,232,688.00	131,121.07	327,967.94	0.00	0.00	459,089.01	121,481.17	332,557.85	0.00	0.00	454,039.02	4,773,578.99	0.00	5,049.99
RESEARCH PROGRAM	320200000000000	5,232,688.00	0.00	5,232,688.00	131,121.07	327,967.94	0.00	0.00	459,089.01	121,481.17	332,557.85	0.00	0.00	454,039.02	4,773,578.99	0.00	5,049.99
Conduct of Research Services	320200100001000	5,232,688.00	0.00	5,232,688.00	131,121.07	327,967.94	0.00	0.00	459,089.01	121,481.17	332,557.85	0.00	0.00	454,039.02	4,773,578.99	0.00	5,049.99
MOOE		5,232,688.00	0.00	5,232,688.00	131,121.07	327,967.94	0.00	0.00	459,089.01	121,481.17	332,557.85	0.00	0.00	454,039.02	4,773,578.99	0.00	5,049.99
CO		0.00	0.00	0.00	0.00	0.00	0.00	0.00	0.00	0.00	0.00	0.00	0.00	0.00	0.00	0.00	0.00
OO : Community engagement increased	330000000000000	2,820,958.00	0.00	2,820,958.00	36,983.20	220,016.40	0.00	0.00	256,999.60	36,983.20	89,716.40	0.00	0.00	126,699.60	2,563,958.40	0.00	130,300.00
TECHNICAL ADVISORY EXTENSION PROGRAM	330100000000000	2,820,958.00	0.00	2,820,958.00	36,983.20	220,016.40	0.00	0.00	256,999.60	36,983.20	89,716.40	0.00	0.00	126,699.60	2,563,958.40	0.00	130,300.00
Provision of Extension Services	330100100001000	2,820,958.00	0.00	2,820,958.00	36,983.20	220,016.40	0.00	0.00	256,999.60	36,983.20	89,716.40	0.00	0.00	126,699.60	2,563,958.40	0.00	130,300.00
MOOE		2,820,958.00	0.00	2,820,958.00	36,983.20	220,016.40	0.00	0.00	256,999.60	36,983.20	89,716.40	0.00	0.00	126,699.60	2,563,958.40	0.00	130,300.00
CO		0.00	0.00	0.00	0.00	0.00	0.00	0.00	0.00	0.00	0.00	0.00	0.00	0.00	0.00	0.00	0.00


Department : State Universities and Colleges (SUCs)
 Agency/Entity : Iligan State University
 Operating Unit : < not applicable >
 Organization Code (UACS) : 08 018 0000000
 Fund Cluster : 05 Internally Generated Funds
 (e.g. UACS Fund Cluster: 05-Internally Generated Funds and 06-Business Related Funds)


Particulars	UACS CODE	Approved Budget			Utilizations					Disbursements				Balances			
		Approved Budgeted Revenue	Adjustments (Reductions, Modifications/)	Adjusted Budgeted Revenue	1st Quarter Ending March 31	2nd Quarter Ending June 30	3rd Quarter Ending Sept. 30	4th Quarter Ending Dec. 31	Total	1st Quarter Ending March 31	2nd Quarter Ending June 30	3rd Quarter Ending Sept. 30	4th Quarter Ending Dec. 31	TOTAL	Unutilized Budget	Unpaid Obligations	
																Due and Demandable	Not Yet Due and Demandable
1	2	3	4	5=[(3+(-)4)]	6	7	8	9	10=(6+7+8+9)	11	12	13	14	15=(11+12+13+14)	16=(5-10)	17	18
Sub-Total, Operations		133,513,367.00	0.00	133,513,367.00	10,214,887.95	14,845,946.92	0.00	0.00	25,060,834.87	5,485,074.42	11,953,658.72	0.00	0.00	17,438,733.14	108,452,532.13	0.00	7,622,101.73
PS		0.00	0.00	0.00	0.00	0.00	0.00	0.00	0.00	0.00	0.00	0.00	0.00	0.00	0.00	0.00	0.00
MOOE		92,233,098.00	0.00	92,233,098.00	5,740,415.78	11,319,724.07	0.00	0.00	17,060,139.85	4,403,125.69	10,180,527.95	0.00	0.00	14,583,653.64	75,172,958.15	0.00	2,476,486.21
FinEx (if Applicable)		0.00	0.00	0.00	0.00	0.00	0.00	0.00	0.00	0.00	0.00	0.00	0.00	0.00	0.00	0.00	0.00
CO		41,280,269.00	0.00	41,280,269.00	4,474,472.17	3,526,222.85	0.00	0.00	8,000,695.02	1,081,948.73	1,773,130.77	0.00	0.00	2,855,079.50	33,279,573.98	0.00	5,145,615.52
GRAND TOTAL		133,513,367.00	0.00	133,513,367.00	10,214,887.95	14,845,946.92	0.00	0.00	25,060,834.87	5,485,074.42	11,953,658.72	0.00	0.00	17,438,733.14	108,552,532.13	0.00	7,622,101.73
PS		0.00	0.00	0.00	0.00	0.00	0.00	0.00	0.00	0.00	0.00	0.00	0.00	0.00	0.00	0.00	0.00
MOOE		92,333,098.00	0.00	92,333,098.00	5,740,415.78	11,319,724.07	0.00	0.00	17,060,139.85	4,403,125.69	10,180,527.95	0.00	0.00	14,583,653.64	75,272,958.15	0.00	2,476,486.21
FinEx (if Applicable)		0.00	0.00	0.00	0.00	0.00	0.00	0.00	0.00	0.00	0.00	0.00	0.00	0.00	0.00	0.00	0.00
CO		41,280,269.00	0.00	41,280,269.00	4,474,472.17	3,526,222.85	0.00	0.00	8,000,695.02	1,081,948.73	1,773,130.77	0.00	0.00	2,855,079.50	33,279,573.98	0.00	5,145,615.52


 MARIA THERESA N. CULONGE, CPA
 Administrative Officer V
 Date:


 ELYN A. BOLIGON, CPA
 Accountant III
 Date:


 JULIET C. DANIELS, PhD
 Finance Director
 Date:


 DIOSDADO M. AQUINO, PhD
 Vice-President for Planning, Finance and Resource Generation
 Date:


 EVA MARIE SOLEDAD DOSSYON, PhD
 University President
 Date: