

STATEMENT OF APPROPRIATIONS, ALLOTMENTS, OBLIGATIONS, DISBURSEMENTS AND BALANCES
As at the Quarter Ending June 30, 2021

Department: State Universities and Colleges (SUCs)
 Agency: Ifugao State University
 Operating Unit: < not applicable >
 Organization Code (UACS): 03 018 0000000
 Fund Cluster: 01 Regular Agency Fund
 (e.g. UACS Fund Cluster: 01-Regular Agency Fund, 02-Foreign Assisted Projects Fund, 03-Special Account-Locally Funded/Domestic Grants Fund, and 04-Special Account-Foreign Assisted/Foreign Grants Fund)

	Current Year Appropriations
	Supplemental Appropriations
X	Continuing Appropriations

Particulars	UACS CODE	Appropriations			Allotments		Current Year Obligations							Current Year Disbursements					Balances				
		Authorized Appropriations	Adjustments (Transfer To/From, Realignment)	Adjusted Appropriations	Allotments Received	Adjustments (Withdrawal, Realignment)	Transfer To	Transfer From	Adjusted Total Allotments	1st Quarter	2nd Quarter	3rd Quarter	4th Quarter	TOTAL	1st Quarter	2nd Quarter	3rd Quarter	4th Quarter	TOTAL	Unreleased Appro	Unobligated Allotments	Unpaid Obligations	
										Ending March 31	Ending June 30	Ending Sept. 30	Ending Dec. 31		Ending March 31	Ending June 30	Ending Sept. 30	Ending Dec. 31				Due and Demandable	Not Yet Due and Demandable
1	2	3	4	5=(3+4)	6	7	8	9	10=(6+(-7)-8+9)	11	12	13	14	15=(11+12+13+14)	16	17	18	19	20=(16+17+18+19)	21=(5-10)	22=(4-16)	23	24
L Continuing Appropriations		18,012,980.03	0.00	18,012,980.03	17,891,571.31	(881,477.11)	0.00	0.00	17,010,094.20	3,713,636.27	3,788,175.28	0.00	0.00	7,501,811.55	2,010,649.11	4,325,788.18	0.00	0.00	6,336,437.29	1,002,885.83	9,508,282.55	0.00	1,166,274.30
L Agency Specific Budget		18,012,980.03	0.00	18,012,980.03	17,891,571.31	(881,477.11)	0.00	0.00	17,010,094.20	3,713,636.27	3,788,175.28	0.00	0.00	7,501,811.55	2,010,649.11	4,325,788.18	0.00	0.00	6,336,437.29	1,002,885.83	9,508,282.55	0.00	1,166,274.30
General Administration and Support	1000000000000000	2,199,841.81	0.00	2,199,841.81	2,199,841.81	(71,833.15)	0.00	0.00	1,528,008.66	56,575.88	137,198.00	0.00	0.00	193,771.88	44,890.88	102,500.00	0.00	0.00	147,290.88	671,833.15	1,234,228.58	0.00	48,281.00
General Management and Supervision	100000100001000	2,121,817.31	0.00	2,121,817.31	2,121,817.31	(71,833.15)	0.00	0.00	1,450,084.16	56,575.88	137,198.00	0.00	0.00	193,771.88	44,890.88	102,500.00	0.00	0.00	147,290.88	671,833.15	1,258,312.28	0.00	48,281.00
PS		498,849.70	0.00	498,849.70	498,849.70	0.00	0.00	0.00	498,849.70	0.00	100,000.00	0.00	0.00	100,000.00	0.00	100,000.00	0.00	0.00	100,000.00	0.00	388,849.70	0.00	0.00
MOOE		1,623,067.81	0.00	1,623,067.81	1,623,067.81	(71,833.15)	0.00	0.00	951,234.46	56,575.88	37,198.00	0.00	0.00	93,771.88	44,890.88	2,500.00	0.00	0.00	47,290.88	671,833.15	857,462.58	0.00	48,281.00
Locally-Funded Project(s)		77,924.30	0.00	77,924.30	77,924.30	0.00	0.00	0.00	77,924.30	0.00	0.00	0.00	0.00	0.00	0.00	0.00	0.00	0.00	0.00	0.00	77,924.30	0.00	0.00
Construction of Student Dormitory - Aguirra Campus	100000200002000	572.03	0.00	572.03	572.03	0.00	0.00	0.00	572.03	0.00	0.00	0.00	0.00	0.00	0.00	0.00	0.00	0.00	0.00	0.00	572.03	0.00	0.00
CO		572.03	0.00	572.03	572.03	0.00	0.00	0.00	572.03	0.00	0.00	0.00	0.00	0.00	0.00	0.00	0.00	0.00	0.00	0.00	572.03	0.00	0.00
Completion of Student Center, Lamut Campus	100000200073000	77,352.27	0.00	77,352.27	77,352.27	0.00	0.00	0.00	77,352.27	0.00	0.00	0.00	0.00	0.00	0.00	0.00	0.00	0.00	0.00	0.00	77,352.27	0.00	0.00
CO		77,352.27	0.00	77,352.27	77,352.27	0.00	0.00	0.00	77,352.27	0.00	0.00	0.00	0.00	0.00	0.00	0.00	0.00	0.00	0.00	0.00	77,352.27	0.00	0.00
Sub-Total, General Administration and Support		2,199,841.81	0.00	2,199,841.81	2,199,841.81	(71,833.15)	0.00	0.00	1,528,008.66	56,575.88	137,198.00	0.00	0.00	193,771.88	44,890.88	102,500.00	0.00	0.00	147,290.88	671,833.15	1,234,228.58	0.00	48,281.00
PS		498,849.70	0.00	498,849.70	498,849.70	0.00	0.00	0.00	498,849.70	0.00	100,000.00	0.00	0.00	100,000.00	0.00	100,000.00	0.00	0.00	100,000.00	0.00	388,849.70	0.00	0.00
MOOE		1,623,067.81	0.00	1,623,067.81	1,623,067.81	(71,833.15)	0.00	0.00	951,234.46	56,575.88	37,198.00	0.00	0.00	93,771.88	44,890.88	2,500.00	0.00	0.00	47,290.88	671,833.15	857,462.58	0.00	48,281.00
FinEx (if Applicable)		0.00	0.00	0.00	0.00	0.00	0.00	0.00	0.00	0.00	0.00	0.00	0.00	0.00	0.00	0.00	0.00	0.00	0.00	0.00	0.00	0.00	0.00
CO		77,924.30	0.00	77,924.30	77,924.30	0.00	0.00	0.00	77,924.30	0.00	0.00	0.00	0.00	0.00	0.00	0.00	0.00	0.00	0.00	0.00	77,924.30	0.00	0.00
Operations	3000000000000000	15,813,138.42	0.00	15,813,138.42	15,891,729.70	(209,643.96)	0.00	0.00	15,462,085.74	3,657,000.49	3,650,879.28	0.00	0.00	7,308,030.71	1,865,768.23	4,223,288.18	0.00	0.00	6,169,048.41	0.00	8,178,045.97	0.00	1,118,893.38
CO: To ensure that quality tertiary education resources to achieve inclusive growth and access of poor but deserving students to quality tertiary education increased		13,673,227.29	0.00	13,673,227.29	13,551,818.57	0.00	0.00	0.00	13,551,818.57	2,736,509.40	3,531,291.32	0.00	0.00	6,287,800.72	1,097,183.30	4,223,288.18	0.00	0.00	5,320,471.67	121,408.72	7,284,017.85	0.00	947,229.15
HIGHER EDUCATION PROGRAM		13,673,227.29	0.00	13,673,227.29	13,551,818.57	0.00	0.00	0.00	13,551,818.57	2,736,509.40	3,531,291.32	0.00	0.00	6,287,800.72	1,097,183.30	4,223,288.18	0.00	0.00	5,320,471.67	121,408.72	7,284,017.85	0.00	947,229.15
Provision of Higher Education Services	310100100002000	13,172,690.38	0.00	13,172,690.38	13,051,281.84	0.00	0.00	0.00	13,051,281.84	2,628,568.48	3,473,940.63	0.00	0.00	6,000,507.11	970,878.82	4,223,288.18	0.00	0.00	5,193,987.00	121,408.72	7,050,774.53	0.00	808,640.11
PS		3,807,104.82	0.00	3,807,104.82	3,885,696.20	0.00	0.00	0.00	3,885,696.20	0.00	2,074,736.54	0.00	0.00	2,074,736.54	0.00	2,074,736.54	0.00	0.00	2,074,736.54	0.00	1,810,959.66	0.00	0.00
MOOE		9,365,585.44	0.00	9,365,585.44	9,365,585.44	0.00	0.00	0.00	9,365,585.44	2,628,568.48	1,399,204.09	0.00	0.00	3,925,770.57	970,878.82	2,148,551.64	0.00	0.00	3,119,230.46	0.00	5,439,814.87	0.00	808,640.11
Locally-Funded Project(s)		500,536.93	0.00	500,536.93	500,536.93	0.00	0.00	0.00	500,536.93	209,842.82	67,250.89	0.00	0.00	287,293.81	128,504.87	0.00	0.00	0.00	128,504.87	0.00	233,243.32	0.00	145,789.04
Procurement of Engineering Laboratory Equipment, Lagawe Campus	310100200038000	200.00	0.00	200.00	200.00	0.00	0.00	0.00	200.00	0.00	0.00	0.00	0.00	0.00	0.00	0.00	0.00	0.00	0.00	0.00	200.00	0.00	0.00
CO		200.00	0.00	200.00	200.00	0.00	0.00	0.00	200.00	0.00	0.00	0.00	0.00	0.00	0.00	0.00	0.00	0.00	0.00	0.00	200.00	0.00	0.00
Completion of Engineering Building, Lagawe	310100200039000	340,023.93	0.00	340,023.93	340,023.93	0.00	0.00	0.00	340,023.93	209,842.82	67,250.89	0.00	0.00	287,293.81	128,504.87	0.00	0.00	0.00	128,504.87	0.00	72,790.32	0.00	140,789.04

This report was generated using the Unified Reporting System on 29/07/2021 11:07 version FAR1.1.1; Status: SUBMITTED

Fund Clusters:

01 Regular Agency Fund

(e.g. VACS Fund Cluster: 01-Regular Agency Fund, 02-Foreign Assisted Projects Fund, and 03-Special Account-Localy Funded/Domestic Grants Fund)

Particulars	1	2	3	4	5(3+4)	6	7	8	9	10(8+11)+12+(13+14)	11	12	13	14	15=(11+12+13+14)	16	17	18	19	20=(18+17+16+19)	21=(6-10)	22=(10-18)	23	24														
	Appropriations												Allocations												Current Year Disbursements												Unpaid Obligations	
UACS CODE	Authorized Appropriations	Authorized Appropriations	Adjusted Appropriations	Adjusted Appropriations	Adjusted Appropriations	Adjusted Appropriations	Adjusted Appropriations	Adjusted Appropriations	Adjusted Appropriations	Adjusted Total Allocations	Adjusted Total Allocations	1st Quarter Ending March 31	2nd Quarter Ending June 30	3rd Quarter Ending Sept. 30	4th Quarter Ending Dec. 31	TOTAL	Unreleased Appropriations	Unbudgeted Appropriations	Net Total Available	Unpaid Obligations	Unpaid Obligations	Net Total Available	Unpaid Obligations	Unpaid Obligations														

CO	340,023.83	340,023.83	340,023.83	340,023.83	340,023.83	340,023.83	340,023.83	340,023.83	340,023.83	340,023.83	340,023.83	259,842.93	67,350.69	287,223.81	128,604.87	0.00	0.00	0.00	0.00	0.00	0.00	128,604.87	0.00	0.00	140,739.04
CO	0.00	0.00	0.00	0.00	0.00	0.00	0.00	0.00	0.00	0.00	0.00	0.00	0.00	0.00	0.00	0.00	0.00	0.00	0.00	0.00	0.00	0.00	0.00	0.00	
CO	0.00	0.00	0.00	0.00	0.00	0.00	0.00	0.00	0.00	0.00	0.00	0.00	0.00	0.00	0.00	0.00	0.00	0.00	0.00	0.00	0.00	0.00	0.00	0.00	
CO	0.00	0.00	0.00	0.00	0.00	0.00	0.00	0.00	0.00	0.00	0.00	0.00	0.00	0.00	0.00	0.00	0.00	0.00	0.00	0.00	0.00	0.00	0.00	0.00	
CO	0.00	0.00	0.00	0.00	0.00	0.00	0.00	0.00	0.00	0.00	0.00	0.00	0.00	0.00	0.00	0.00	0.00	0.00	0.00	0.00	0.00	0.00	0.00	0.00	
CO	0.00	0.00	0.00	0.00	0.00	0.00	0.00	0.00	0.00	0.00	0.00	0.00	0.00	0.00	0.00	0.00	0.00	0.00	0.00	0.00	0.00	0.00	0.00	0.00	
CO	0.00	0.00	0.00	0.00	0.00	0.00	0.00	0.00	0.00	0.00	0.00	0.00	0.00	0.00	0.00	0.00	0.00	0.00	0.00	0.00	0.00	0.00	0.00	0.00	
CO	0.00	0.00	0.00	0.00	0.00	0.00	0.00	0.00	0.00	0.00	0.00	0.00	0.00	0.00	0.00	0.00	0.00	0.00	0.00	0.00	0.00	0.00	0.00	0.00	
CO	0.00	0.00	0.00	0.00	0.00	0.00	0.00	0.00	0.00	0.00	0.00	0.00	0.00	0.00	0.00	0.00	0.00	0.00	0.00	0.00	0.00	0.00	0.00	0.00	
CO	0.00	0.00	0.00	0.00	0.00	0.00	0.00	0.00	0.00	0.00	0.00	0.00	0.00	0.00	0.00	0.00	0.00	0.00	0.00	0.00	0.00	0.00	0.00	0.00	
CO	0.00	0.00	0.00	0.00	0.00	0.00	0.00	0.00	0.00	0.00	0.00	0.00	0.00	0.00	0.00	0.00	0.00	0.00	0.00	0.00	0.00	0.00	0.00	0.00	
CO	0.00	0.00	0.00	0.00	0.00	0.00	0.00	0.00	0.00	0.00	0.00	0.00	0.00	0.00	0.00	0.00	0.00	0.00	0.00	0.00	0.00	0.00	0.00	0.00	
CO	0.00	0.00	0.00	0.00	0.00	0.00	0.00	0.00	0.00	0.00	0.00	0.00	0.00	0.00	0.00	0.00	0.00	0.00	0.00	0.00	0.00	0.00	0.00	0.00	
CO	0.00	0.00	0.00	0.00	0.00	0.00	0.00	0.00	0.00	0.00	0.00	0.00	0.00	0.00	0.00	0.00	0.00	0.00	0.00	0.00	0.00	0.00	0.00	0.00	
CO	0.00	0.00	0.00	0.00	0.00	0.00	0.00	0.00	0.00	0.00	0.00	0.00	0.00	0.00	0.00	0.00	0.00	0.00	0.00	0.00	0.00	0.00	0.00	0.00	
CO	0.00	0.00	0.00	0.00	0.00	0.00	0.00	0.00	0.00	0.00	0.00	0.00	0.00	0.00	0.00	0.00	0.00	0.00	0.00	0.00	0.00	0.00	0.00	0.00	
CO	0.00	0.00	0.00	0.00	0.00	0.00	0.00	0.00	0.00	0.00	0.00	0.00	0.00	0.00	0.00	0.00	0.00	0.00	0.00	0.00	0.00	0.00	0.00	0.00	
CO	0.00	0.00	0.00	0.00	0.00	0.00	0.00	0.00	0.00	0.00	0.00	0.00	0.00	0.00	0.00	0.00	0.00	0.00	0.00	0.00	0.00	0.00	0.00	0.00	
CO	0.00	0.00	0.00	0.00	0.00	0.00	0.00	0.00	0.00	0.00	0.00	0.00	0.00	0.00	0.00	0.00	0.00	0.00	0.00	0.00	0.00	0.00	0.00	0.00	
CO	0.00	0.00	0.00	0.00	0.00	0.00	0.00	0.00	0.00	0.00	0.00	0.00	0.00	0.00	0.00	0.00	0.00	0.00	0.00	0.00	0.00	0.00	0.00	0.00	
CO	0.00	0.00	0.00	0.00	0.00	0.00	0.00	0.00	0.00	0.00	0.00	0.00	0.00	0.00	0.00	0.00	0.00	0.00	0.00	0.00	0.00	0.00	0.00	0.00	
CO	0.00	0.00	0.00	0.00	0.00	0.00	0.00	0.00	0.00	0.00	0.00	0.00	0.00	0.00	0.00	0.00	0.00	0.00	0.00	0.00	0.00	0.00	0.00	0.00	
CO	0.00	0.00	0.00	0.00	0.00	0.00	0.00	0.00	0.00	0.00	0.00	0.00	0.00	0.00	0.00	0.00	0.00	0.00	0.00	0.00	0.00	0.00	0.00	0.00	
CO	0.00	0.00	0.00	0.00	0.00	0.00	0.00	0.00	0.00	0.00	0.00	0.00	0.00	0.00	0.00	0.00	0.00	0.00	0.00	0.00	0.00	0.00	0.00	0.00	
CO	0.00	0.00	0.00	0.00	0.00	0.00	0.00	0.00	0.00	0.00	0.00	0.00	0.00	0.00	0.00	0.00	0.00	0.00	0.00	0.00	0.00	0.00	0.00	0.00	
CO	0.00	0.00	0.00	0.00	0.00	0.00	0.00	0.00	0.00	0.00	0.00	0.00	0.00	0.00	0.00	0.00	0.00	0.00	0.00	0.00	0.00	0.00	0.00	0.00	
CO	0.00	0.00	0.00	0.00	0.00	0.00	0.00	0.00	0.00	0.00	0.00	0.00	0.00	0.00	0.00	0.00	0.00	0.00	0.00	0.00	0.00	0.00	0.00	0.00	
CO	0.00	0.00	0.00	0.00	0.00	0.00	0.00	0.00	0.00	0.00	0.00	0.00	0.00	0.00	0.00	0.00	0.00	0.00	0.00	0.00	0.00	0.00	0.00	0.00	
CO	0.00	0.00	0.00	0.00	0.00	0.00	0.00	0.00	0.00	0.00	0.00	0.00	0.00	0.00	0.00	0.00	0.00	0.00	0.00	0.00	0.00	0.00	0.00	0.00	

This report was generated using the Unified Reporting System on 29/07/2021 11:07 version PAR.1.1 : Status : SUBMITTED

	Current Year Appropriations
	Supplemental Appropriations
X	Continuing Appropriations

Particulars	UACS CODE	Appropriations			Allotments			Current Year Obligations					Current Year Disbursements					Balances					
		Authorized Appropriations	Adjustments (Transfer To/From, Realignment)	Adjusted Appropriations	Allotments Received	Adjustments (Withdrawal, Realignment)	Transfer To	Transfer From	Adjusted Total Allotments	1st Quarter Ending March 31	2nd Quarter Ending June 30	3rd Quarter Ending Sept. 30	4th Quarter Ending Dec. 31	TOTAL	1st Quarter Ending March 31	2nd Quarter Ending June 30	3rd Quarter Ending Sept. 30	4th Quarter Ending Dec. 31	TOTAL	Unreleased Appro	Unobligated Allotments	Unpaid Obligations	
																						Due and Demandable	Not Yet Due and Demandable
1	2	3	4	5=(3+4)	6	7	8	9	10=[(6+(-)7)-8+9]	11	12	13	14	15=[(11+12+13+14)]	16	17	18	19	20=[(16+17+18+19)]	21=(5-10)	22=(10-15)	23	24
GRAND TOTAL		18,012,980.03	0.00	18,012,980.03	17,891,571.31	(881,477.11)	0.00	0.00	17,010,094.20	3,713,636.37	3,788,175.28	0.00	0.00	7,501,811.65	2,010,649.11	4,325,788.18	0.00	0.00	6,336,437.29	1,002,685.63	9,508,282.55	0.00	1,165,374.36
PS		4,305,854.62	0.00	4,305,854.62	4,184,545.90	0.00	0.00	0.00	4,184,545.90	0.00	2,174,738.54	0.00	0.00	2,174,738.54	0.00	2,174,738.54	0.00	0.00	2,174,738.54	121,408.72	2,009,809.36	0.00	0.00
MOOE		13,128,564.18	0.00	13,128,564.18	13,128,564.18	(881,477.11)	0.00	0.00	12,247,087.07	3,503,693.45	1,556,088.05	0.00	0.00	5,059,781.50	1,884,144.54	2,151,051.64	0.00	0.00	4,035,196.18	881,477.11	7,187,305.57	0.00	1,024,585.32
FinEx (if Applicable)		0.00	0.00	0.00	0.00	0.00	0.00	0.00	0.00	0.00	0.00	0.00	0.00	0.00	0.00	0.00	0.00	0.00	0.00	0.00	0.00	0.00	0.00
CO		578,461.23	0.00	578,461.23	578,461.23	0.00	0.00	0.00	578,461.23	209,942.92	57,350.69	0.00	0.00	207,293.61	126,504.57	0.00	0.00	0.00	126,504.57	0.00	311,167.82	0.00	140,789.04

Certified Correct:

MARIA THERESA N. CULONGE, CPA

Administrative Officer V

Date:

Certified Correct:

ELYNA BOLLIGON, CPA

Accountant III

Date:

Recommending Approval:

DIOSDADO M. AQUINO, PhD

Vice-President for Planning, Finance and Resource Generation

Date:

Approved By:

EVA MARIE CORDA-MON-DRISTON, PhD

University President

Date:

STATEMENT OF APPROPRIATIONS, ALLOTMENTS, OBLIGATIONS, DISBURSEMENTS AND BALANCES

As at the Quarter Ending June 30, 2021

Department : State Universities and Colleges (SUCs)
Agency/Entity : Ifugao State University
Operating Unit : < not applicable >
Organization Code (UAACS) : 08 018 0000000
Fund Cluster : 01 Regular Agency Fund
(e.g. UAACS Fund Cluster: 01-Regular Agency Fund, 02-Foreign Assisted Projects Fund, 03-Special Account-Locally Funded/Domestic Grants Fund, and 04-Special Account-Foreign Assisted/Foreign Grants Fund)

Table with 2 columns: Legend (X for Current Year Appropriations, Supplemental Appropriations, Continuing Appropriations) and Description.

Main data table with 24 columns: Particulars, UAACS CODE, Appropriations, Allotments, Current Year Obligations (by quarter and total), Current Year Disbursements (by quarter and total), and Balances (Unreleased Appro, Unobligated Allotments, Unpaid Obligations).

This report was generated using the Unified Reporting System on 29/07/2021 11:01 version.FAR1.2.5 ; Status : SUBMITTED

Department : State Universities and Colleges (SUCS)
 Agency/Entity : Ifugao State University
 Operating Unit : < not applicable >
 Organization Code (UACS) : 08 018 0000000
 Fund Cluster : 01 Regular Agency Fund
 (e.g. UACS Fund Cluster: 01-Regular Agency Fund, 02-Foreign Assisted Projects Fund, 03-Special Account-Locally Funded/Domestic Grants Fund, and 04-Special Account-Foreign Assisted/Foreign Grants Fund)

X	Current Year Appropriations
	Supplemental Appropriations
	Continuing Appropriations

Particulars	UACS CODE	Appropriations		Allotments						Current Year Obligations					Current Year Disbursements					Balances			
		Authorized Appropriations	Adjustments (Transfers To/From, Modifications, Augmentations)	Adjusted Appropriations	Allotments Received	Adjustments (Reductions, Modifications, Augmentations)	Transfer To	Transfer From	Adjusted Total Allotments	1st Quarter Ending March 31	2nd Quarter Ending June 30	3rd Quarter Ending Sept. 30	4th Quarter Ending Dec. 31	TOTAL	1st Quarter Ending March 31	2nd Quarter Ending June 30	3rd Quarter Ending Sept. 30	4th Quarter Ending Dec. 31	TOTAL	Unreleased Appro	Unobligated Allotments	Unpaid Obligations (18-20)+(23+24)	
		3	4	5=(3+4)	6	7	8	9	10=[(6+)-(7)+8+9]	11	12	13	14	15=[(11+12+13+14)]	16	17	18	19	20=[(16+17+18+19)]	21	22	23	24
Locally-Funded Project(s)		50,300,000.00	0.00	50,300,000.00	47,000,000.00	0.00	0.00	0.00	47,000,000.00	35,017,419.01	2,421,353.56	0.00	0.00	37,438,772.57	2,845,830.22	0.00	0.00	0.00	2,645,830.22	3,300,000.00	9,561,227.43	0.00	34,782,842.35
Conduct of Activities for Sports and Culture Development	310100200042000	500,000.00	0.00	500,000.00	0.00	0.00	0.00	0.00	0.00	0.00	0.00	0.00	0.00	0.00	0.00	0.00	0.00	0.00	0.00	500,000.00	0.00	0.00	0.00
MOOE		500,000.00	0.00	500,000.00	0.00	0.00	0.00	0.00	0.00	0.00	0.00	0.00	0.00	0.00	0.00	0.00	0.00	0.00	0.00	500,000.00	0.00	0.00	0.00
Completion of Open Gym	310100200044000	6,000,000.00	0.00	6,000,000.00	8,000,000.00	0.00	0.00	0.00	6,000,000.00	5,700,877.48	0.00	0.00	0.00	5,700,877.48	655,101.82	0.00	0.00	0.00	655,101.82	0.00	299,322.52	0.00	4,845,575.08
CO		6,000,000.00	0.00	6,000,000.00	8,000,000.00	0.00	0.00	0.00	6,000,000.00	5,700,877.48	0.00	0.00	0.00	5,700,877.48	655,101.82	0.00	0.00	0.00	655,101.82	0.00	299,322.52	0.00	4,845,575.86
Improvement of Girls and Boys Dormitories, Lagawe Campus	310100200045000	8,000,000.00	0.00	8,000,000.00	8,000,000.00	0.00	0.00	0.00	8,000,000.00	4,828,180.15	0.00	0.00	0.00	4,828,180.15	0.00	0.00	0.00	0.00	0.00	0.00	1,071,819.85	0.00	4,828,180.15
CO		8,000,000.00	0.00	8,000,000.00	8,000,000.00	0.00	0.00	0.00	8,000,000.00	4,828,180.15	0.00	0.00	0.00	4,828,180.15	0.00	0.00	0.00	0.00	0.00	0.00	1,071,819.85	0.00	4,828,180.15
Completion of the Eastern Mountain Province Boys' Dormitory, Pala Campus	310100200046000	10,000,000.00	0.00	10,000,000.00	10,000,000.00	0.00	0.00	0.00	10,000,000.00	7,760,417.79	0.00	0.00	0.00	7,760,417.79	0.00	0.00	0.00	0.00	0.00	0.00	2,239,582.21	0.00	7,760,417.78
CO		10,000,000.00	0.00	10,000,000.00	10,000,000.00	0.00	0.00	0.00	10,000,000.00	7,760,417.79	0.00	0.00	0.00	7,760,417.79	0.00	0.00	0.00	0.00	0.00	0.00	2,239,582.21	0.00	7,760,417.78
Upgrading of BS Nursing Laboratory	310100200047000	5,000,000.00	0.00	5,000,000.00	5,000,000.00	0.00	0.00	0.00	5,000,000.00	4,689,952.91	0.00	0.00	0.00	4,689,952.91	0.00	0.00	0.00	0.00	0.00	0.00	310,047.09	0.00	4,689,952.91
CO		5,000,000.00	0.00	5,000,000.00	5,000,000.00	0.00	0.00	0.00	5,000,000.00	4,689,952.91	0.00	0.00	0.00	4,689,952.91	0.00	0.00	0.00	0.00	0.00	0.00	310,047.09	0.00	4,689,952.91
Enhancement of Agriculture and Science Laboratories, Tineos Campus	310100200048000	5,000,000.00	0.00	5,000,000.00	5,000,000.00	0.00	0.00	0.00	5,000,000.00	0.00	2,421,353.56	0.00	0.00	2,421,353.56	0.00	0.00	0.00	0.00	0.00	0.00	2,578,646.44	0.00	2,421,353.56
CO		5,000,000.00	0.00	5,000,000.00	5,000,000.00	0.00	0.00	0.00	5,000,000.00	0.00	2,421,353.56	0.00	0.00	2,421,353.56	0.00	0.00	0.00	0.00	0.00	0.00	2,578,646.44	0.00	2,421,353.56
Enhancement of Boys Dormitory	310100200049000	10,000,000.00	0.00	10,000,000.00	10,000,000.00	0.00	0.00	0.00	10,000,000.00	7,823,219.94	0.00	0.00	0.00	7,823,219.94	1,188,482.99	0.00	0.00	0.00	1,188,482.99	0.00	2,076,780.06	0.00	6,734,736.95
CO		10,000,000.00	0.00	10,000,000.00	10,000,000.00	0.00	0.00	0.00	10,000,000.00	7,823,219.94	0.00	0.00	0.00	7,823,219.94	1,188,482.99	0.00	0.00	0.00	1,188,482.99	0.00	2,076,780.06	0.00	6,734,736.95
Completion of Open Gym - Aguiralds Campus	310100200050000	5,000,000.00	0.00	5,000,000.00	5,000,000.00	0.00	0.00	0.00	5,000,000.00	4,014,970.74	0.00	0.00	0.00	4,014,970.74	602,245.81	0.00	0.00	0.00	602,245.81	0.00	895,029.26	0.00	3,412,725.13
CO		5,000,000.00	0.00	5,000,000.00	5,000,000.00	0.00	0.00	0.00	5,000,000.00	4,014,970.74	0.00	0.00	0.00	4,014,970.74	602,245.81	0.00	0.00	0.00	602,245.81	0.00	895,029.26	0.00	3,412,725.13
ICT Connection and Other Equipment	310100200051000	500,000.00	0.00	500,000.00	0.00	0.00	0.00	0.00	0.00	0.00	0.00	0.00	0.00	0.00	0.00	0.00	0.00	0.00	0.00	500,000.00	0.00	0.00	0.00
MOOE		500,000.00	0.00	500,000.00	0.00	0.00	0.00	0.00	0.00	0.00	0.00	0.00	0.00	0.00	0.00	0.00	0.00	0.00	0.00	500,000.00	0.00	0.00	0.00
Construction of IFSU Community Learning Center	310100200052000	2,300,000.00	0.00	2,300,000.00	0.00	0.00	0.00	0.00	0.00	0.00	0.00	0.00	0.00	0.00	0.00	0.00	0.00	0.00	0.00	2,300,000.00	0.00	0.00	0.00
CO		2,300,000.00	0.00	2,300,000.00	0.00	0.00	0.00	0.00	0.00	0.00	0.00	0.00	0.00	0.00	0.00	0.00	0.00	0.00	0.00	2,300,000.00	0.00	0.00	0.00
CO : Higher education research improved to promote economic productivity and innovation		10,671,000.00	0.00	10,671,000.00	10,671,000.00	0.00	0.00	0.00	10,671,000.00	274,465.95	673,840.10	0.00	0.00	948,106.05	252,465.95	688,840.10	0.00	0.00	941,106.05	0.00	9,722,893.95	0.00	7,000.00
ADVANCED EDUCATION PROGRAM		1,440,000.00	0.00	1,440,000.00	1,440,000.00	0.00	0.00	0.00	1,440,000.00	41,031.82	48,506.25	0.00	0.00	89,537.87	34,031.82	48,506.25	0.00	0.00	82,537.87	0.00	1,350,482.13	0.00	7,000.00
Provision of Advanced Education Services	320100100001000	1,440,000.00	0.00	1,440,000.00	1,440,000.00	0.00	0.00	0.00	1,440,000.00	41,031.82	48,506.25	0.00	0.00	89,537.87	34,031.82	48,506.25	0.00	0.00	82,537.87	0.00	1,350,482.13	0.00	7,000.00
PS		800,000.00	0.00	800,000.00	800,000.00	0.00	0.00	0.00	800,000.00	0.00	0.00	0.00	0.00	0.00	0.00	0.00	0.00	0.00	0.00	800,000.00	0.00	0.00	0.00
MOOE		840,000.00	0.00	840,000.00	840,000.00	0.00	0.00	0.00	840,000.00	41,031.82	48,506.25	0.00	0.00	89,537.87	34,031.82	48,506.25	0.00	0.00	82,537.87	0.00	850,482.13	0.00	7,000.00
RESEARCH PROGRAM		9,231,000.00	0.00	9,231,000.00	9,231,000.00	0.00	0.00	0.00	9,231,000.00	233,434.33	625,133.85	0.00	0.00	858,568.18	218,434.33	640,133.85	0.00	0.00	858,568.18	0.00	8,372,431.82	0.00	0.00

This report was generated using the Unified Reporting System on 29/07/2021 11:02 version.FAR1.2.5 ; Status : SUBMITTED


Department : State Universities and Colleges (SUCs)
 Agency/Entity : Ifugao State University
 Operating Unit : < not applicable >
 Organization Code (UACS) : 08 018 0000000
 Fund Cluster : 01 Regular Agency Fund

X	Current Year Appropriations
	Supplemental Appropriations
	Continuing Appropriations

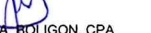
(e.g. UACS Fund Cluster: 01-Regular Agency Fund, 02-Foreign Assisted Projects Fund, 03-Special Account-Locally Funded/Domestic Grants Fund, and 04-Special Account-Foreign Assisted/Foreign Grants Fund)

Particulars	UACS CODE	Appropriations			Allotments			Current Year Obligations					Current Year Disbursements					Balances					
		Authorized Appropriations	Adjustments(Transfers To/From, Modifications/Augmentations)	Adjusted Appropriations	Allotments Received	Adjustments(Reductions, Modifications/Augmentations)	Transfer To	Transfer From	Adjusted Total Allotments	1st Quarter Ending March 31	2nd Quarter Ending June 30	3rd Quarter Ending Sept. 30	4th Quarter Ending Dec. 31	TOTAL	1st Quarter Ending March 31	2nd Quarter Ending June 30	3rd Quarter Ending Sept. 30	4th Quarter Ending Dec. 31	TOTAL	Unreleased Appro	Unobligated Allotments	Unpaid Obligations(15-20)=(23+24)	
		3	4	5=(3+4)	6	7	8	9	10=[(6+(-)7)-8+9]	11	12	13	14	15=(11+12+13+14)	16	17	18	19	20=(16+17+18+19)	21	22	23	24
PS		251,914,000.00	0.00	251,914,000.00	234,200,000.00	0.00	0.00	0.00	234,200,000.00	46,308,557.97	63,649,848.53	0.00	0.00	109,958,406.50	46,266,837.87	63,871,728.33	0.00	0.00	109,938,664.00	17,714,000.00	124,241,583.50	0.00	19,742.50
MOOE		73,036,000.00	0.00	73,036,000.00	72,036,000.00	0.00	0.00	0.00	72,036,000.00	8,900,105.75	13,547,342.92	0.00	0.00	22,447,448.67	6,421,229.95	11,494,712.22	0.00	0.00	17,915,942.17	1,000,000.00	49,588,551.33	0.00	4,531,506.50
CO		85,834,000.00	0.00	85,834,000.00	83,534,000.00	0.00	0.00	0.00	83,534,000.00	53,883,766.07	19,277,317.03	0.00	0.00	72,961,083.10	2,845,830.22	6,443,788.96	0.00	0.00	9,089,819.18	2,300,000.00	10,572,916.90	0.00	83,871,463.92
Recapitulation by OO:																							
I, Agency Specific Budget		291,868,000.00	0.00	291,868,000.00	288,568,000.00	0.00	0.00	0.00	288,568,000.00	77,802,314.87	83,203,328.21	0.00	0.00	141,105,643.08	43,082,206.28	59,286,057.51	0.00	0.00	102,348,263.79	3,300,000.00	147,462,356.92	0.00	38,757,379.29
HIGHER EDUCATION PROGRAM		276,680,000.00	0.00	276,680,000.00	273,380,000.00	0.00	0.00	0.00	273,380,000.00	76,999,043.67	91,709,857.82	0.00	0.00	138,707,901.49	42,383,020.58	57,757,911.82	0.00	0.00	100,150,932.20	3,300,000.00	134,672,096.51	0.00	38,558,969.29
ADVANCED EDUCATION PROGRAM		1,440,000.00	0.00	1,440,000.00	1,440,000.00	0.00	0.00	0.00	1,440,000.00	41,031.62	48,506.25	0.00	0.00	89,537.87	34,031.82	48,506.25	0.00	0.00	82,537.87	0.00	1,350,462.13	0.00	7,000.00
RESEARCH PROGRAM		9,231,000.00	0.00	9,231,000.00	9,231,000.00	0.00	0.00	0.00	9,231,000.00	233,434.33	825,133.85	0.00	0.00	858,568.18	218,434.33	640,133.85	0.00	0.00	858,568.18	0.00	8,372,431.82	0.00	0.00
TECHNICAL ADVISORY EXTENSION PROGRAM		4,517,000.00	0.00	4,517,000.00	4,517,000.00	0.00	0.00	0.00	4,517,000.00	628,805.25	820,830.29	0.00	0.00	1,449,635.54	416,719.75	839,505.79	0.00	0.00	1,256,225.54	0.00	3,067,364.46	0.00	193,410.00


Certified Correct:



 MARIA THERESA N. CULONGE, CPA
 Administrative Officer V
 Date:

Certified Correct:



 ELYN A. BOLIGON, CPA
 Accountant III
 Date:

Recommending Approval:


 JULIET G. DANIELS, PhD
 Finance Director
 Date:


 DIOSDADO M. AQUINO, PhD
 Vice-President for Planning, Finance and
 Date:

Approved By:


 ELYN A. BOLIGON, PhD
 University President
 Date: