



IFUGAO
STATE UNIVERSITY

ANNUAL REPORT 2016



www.ifsu.edu.ph

VISION

IFSU for ACE - Ifugao State University
as an academic Centers of Excellence



MISSION

To provide a quality instruction, research and extension services to bring about educated and morally upright individuals, endowed with professional and entrepreneurial skills who will take the lead in enhancing sustainable development towards improved quality of life.

EDITORIAL BOARD

JILL B. SAQUING

WRITER

RESNEF A. IMMATONG

LAYOUT ARTIST

PHOTO CREDITS:

DR. SERAFIN L. NGOHAYON

DR. NANCY ANN P. GONZALES

DR. NAPOLEON K. TAGUILING

DR. JOYCE A. BODAH

CONSULTANTS

CONTENTS



EXECUTIVE SUMMARY

MFO I: Higher Education Services

- Licensure Examination
- TESDA Assessment
- Accreditation
- CHED Evaluation
- Graduates
- Enrollment

Support To Operations

- National Service Training Program (NSTP)
- PE and Sports
- Library Services
- Guidance and Counselling
- Student Publication
- Student Organizations
- Student Housing Services
- Alumni
- Scholarship Services
- Socio-Cultural Affairs
- Ten Outstanding Students of the Philippines (TOSP)
- On-the-Job Training
- Student Exchange Program

MFO II: Research Services

- Completed Researches
- Researchers with Track Records
- Research Projects
- Research Outputs Published and Presented
- Citations
- Patents and Copyrights
- Research Centers

MFO III: Technical Advisory and Extension Services

- Packaging and Transfer of knowledge and technologies
- Responsive to Communities
- Monitoring, Evaluation and Impact Assessment of Extension Programs
- Linkages and Networking
- Satoyama Meister Training Program

General Administration and Support Services

- Income Generating Projects
- Administration and Governance

EXECUTIVE

Summary

The Ifugao State University (IFSU) presents through this Annual Report 2016 its achievements in its continued effort to respond to its mandates as per RA 9720 and the University's Development Plan.

This 2016, IFSU has vigorously implemented its major programs and projects and produced the Major Final Outputs (MFOs) specified as MFO I: Higher Education Services, MFO II: Research Services, and MFO III: Technical Advisory Services as well as outputs for its Support to Operations (STO) and General Administration and Support Services (GASS).

MFO I: Advanced and Higher Education Services*Licensure Examination*

This 2016, IFSU retains its good overall performance in Licensure Examinations having higher rates than the National Passing Rate (NPR).

The actual accomplishment of IFSU's first time takers is 12% higher than in CY 2015. Actual accomplishment is 129% for AY 2016 over CY 2015 of 117%.

TESDA Assessment

Overall, IFSU students had a 100% passing rate in 5 programs and 95% passing rate in 2 programs on Frontline Services.

Accreditation

There were 9 course programs that were subjected for evaluation to the Accrediting Agency for Chartered Colleges and Universities (AACUP). Nine (9) of the programs passed and obtained various accreditation levels. As of the year end of 2016, 29 programs are accredited in various Levels I-III while one (1) achieved Candidate Level Status.

CHED Evaluation

There are 16 IFSU Course Programs that were awarded Certificate of Program Compliance (COPC) by the Commission Higher Education (CHED) after complying to quality standards set by the commission.

Graduates

IFSU produced 2,093 graduates in priority and mandated programs. The total of graduates for AY 2015-2016 exceeds AY 2014-2015 by 26%.

Enrollment

For the AY 2016-2017, there was a total of 6,224 who enrolled in the 1st semester and 5,865 during the 2nd semester. The decline in number of enrollees during the 2nd semester is a regular circumstance in the university.

Enrollment mean for AY 2016-2017 is 6,044 which is 14.80% lower to mean in 2015-2016 of 7,094. The decline is due to the effect of the K-12 program which was implemented this year.

Also, three (3) modules i.e. Online (OL) Access of Grades, OL Assessment and Scheduling have been completed for CY 2016 in the continuing construction of systems of Registrar.

STO or Support to Operations*National Service Training Program (NSTP) Services*

There were 37 outreach programs implemented and also produced 217 graduates.

Under ROTC, there were 436 graduates, Potia campus ROTC outdid challenges and is Top 3 in the Regional Annual Administrative Tactical Inspection for AY 2016.

PE and Sports

The department has persists in coaching and training students towards the discovery and harnessing of their sports skills.

For CY 2016, there were 36 students who qualified and vied in national competitions.

Library Services

Consistent with planned targets, (4) automated systems are now functional at the Library. There were also various improvements such higher internet bandwidth, infrastructure and supplementary books and materials introduced and purchased in the different Campus Libraries corresponding to recommendations as a result of accreditation.

Guidance and Counselling

There were 21 Career Placement activities completed for CY 2016.

Student Publication

The IFSU student journalists made it to Top 5 in the 2016 Higher Education Regional Press Conference. There are 104 IFSU students who underwent journalism training under professional journalists.

Student Organizations

There are 22 activities achieved by student organizations. A 95.91 good/better/best rating was accorded them by clients.

Student Housing Services

Students have availed of IFSU housing with 413 accommodated in the different campuses.

Alumni

The creation of eight (8) alumni directories and the undertaking of a Tracer Study for CY 2015 graduates highlight the accomplishment of this section.

Scholarship Services

There are 72% of IFSU students who are scholarship grantees. There was also an increase of 15% of students in priority courses who are scholarship grantees. Also, an increase of 2% of student grantees graduated AY 2015-2016.

Socio - Cultural Affairs

There are eight (8) activities attended by IFSU students where they displayed cultural presentation. Meanwhile there were four (4) national competitions where IFSU students performed.

Ten Outstanding Students of the Philippines (TOSP)

Michelle Binwag made it through the Regional Screening and made it to Top 30 for the national Finals of the 2016 TOSP.

IFSU OJT

There are 65 Diploma in Agricultural Technology (DAT)- Bachelor in Agricultural Technology (BAT) sent for the dynamic 11-month OJT in Israel coming from the different IFSU Campuses.

This 2016 marks the highest number of slots given to IFSU compared to 41 slots in CY 2015.

Student Exchange Program

IFSU takes pride in the international exposure given to its students taking up Agriculture thereby helping them get a speedy processing and acceptance of seven (7) IFSU students and graduates to the Communicating Agricultural Exchange Program in the different states of America.

MFO II: Research Services

IFSU remains resilient in its research component despite various challenges. This CY 2016 reveals an upsurge in researches, publications and presentations most especially in National and International arena. The increased veracity of IFSU research has also caused an increase in number of externally funded projects with a total 27 researches.

A continuing development is the patenting and copy-righting of R&D works by the Intellectual Property Office of the Philippines (IPO). There are nine 11 Utility Models which were issued certification as compared to a total of 9 in CY 2015 and six (6) were successfully conferred copyright registry this year in review.

MFO III: Technology Advisory Services

In the Extension and Training, IFSU has endeavored to capacitate the Ifugao people by extending various trainings and workshops that proved beneficial in the improvement of the lives of the Ifugao people.

GASS or General Administration and Support Services

Income Generating Projects

IFSU has managed credibly its Income Generating Projects (IGPs) as it endeavored in intensifying said area drawing a total income of at least P1.4M from the generated sales of P6M.

Administration and Governance

IFSU has endeavored to address all its concerns through proficient management. It has judiciously disbursed its funds to facilitate and sustain operations of the institution and making sure its stakeholders are well served as evidenced by the university's attainment of its MFO's targets.

A functional human resource has always been the prime focus of the institution. Hence, IFSU has made sure it sustains and enhances its employees through progressive learning by supporting their academic journey to excellence.

Significant Infrastructure and site development projects were implemented owing to an increased capital outlay fund of more than Php103.5 M compared to CY 2015 amounting to Php73M.

Guided by a clear direction and a solid effort, IFSU shall continue to rise and become an Academic Center of Excellence (ACE). IFSU marks this CY 2016 as a challenging year and treads forward with optimism and potency to year 2017.

SERAFIN L. NGOHAYON, Ph.D.
University President

MFO I

HIGHER EDUCATION SERVICES

Goal 1: Pursue Excellence in Instruction

PERFORMANCE IN LICENSURE EXAMINATION

IFSU remains in command in achieving licensure examination rates higher than the National Passing Rate (NPR).

IFSU's average licensure passing percentage for first time takers is 29% higher than the NPR for CY 2016.

This year in review's accomplishment rate of 129% improved from CY 2015's 117% rate.

Also, an IFSU graduate in Bachelor of Science in Criminology was Top 9 in the April 2016 Licensure Examination for Criminology as shown in the photo (right).



Table 1: Summary of Performance in Licensure Examination (first time takers only) for CY 2016

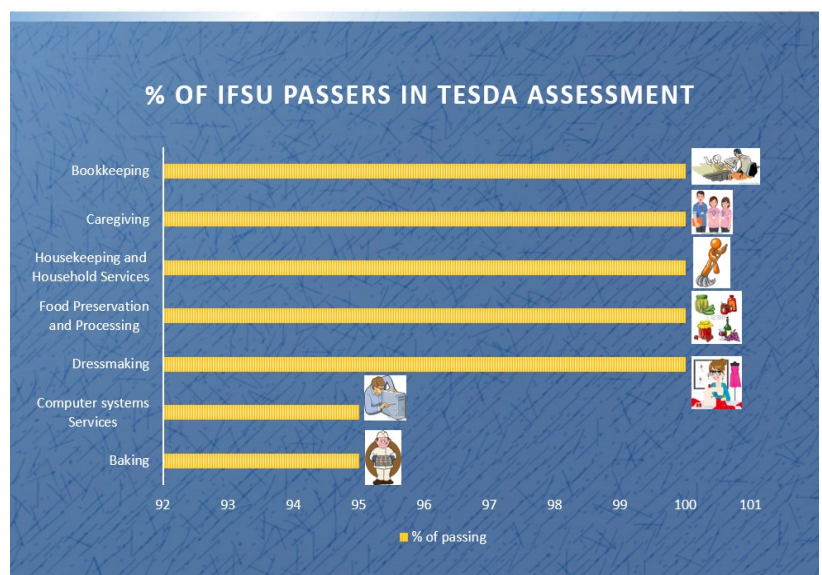
Licensure Examination (First time takers only)	IFSU Passing Rate (IFSU-PR)	National Passing Rate (NPR)	IFSU-PR/ NPR
Forestry Licensure Examination	57.14	56.63	100.90
Licensure Examination for Teachers – Bachelor in Secondary Education (BSE)	55.36	55.25	118.31
Licensure Examination for Teachers - Bachelor in Elementary Education (BEE)	65.36	55.25	118.31
Licensure Examination - Midwifery	80	69.73	114.73
Licensure Examination - Criminology	82.54	45.26	182.38
Licensure Examination - Nursing	77.78	77.09	100.89
Licensure Examination - Civil Engineering	29.41	54.21	54.25
OVERALL PASSING RATE	69.56%	53.95%	129%

TESDA ASSESSMENT

Figure 1 shows the percentage of passers in the Technical Education and Skills Development Authority (TESDA) accredited programs for CY 2016.

Fortunately the takers made good marks that earned them National Competencies in their specific skills particularly in Frontline Services such as Computer Systems Services, Dressmaking, Food Preservation and Processing, Baking, Housekeeping/Household Services, Caregiving and Bookkeeping.

Figure 1: Distribution of % of IFSU Passers in TESDA Skills Assessment CY 2016



ACCREDITATION

Programs Accredited

This 2016, 9 IFSU programs of the different campuses were subjected to accreditation to the Accrediting Agency for Chartered Colleges and Universities in the Philippines (AACCUP).



IFSU has successfully accredited 73% or 30/41 of its programs, thereby, surpassing its target of 68%.

As thus, it has gained a cumulative accomplishment rating in programs accredited of at least 107% for the year in review against CY 2015 of 70% or 28/40.

In another light, four programs of IFSU - Lamut Campus have been awarded with Certificates of TVET Program Registration (CTPR) by the Technical Education and Skills Development Authority (TESDA).

The four programs that have conformed to the minimum requirements/standards prescribed by TESDA is shown in the table (right).



- **Agricultural Crops Production NC I** (with a duration of 302 hours)
- **Agricultural Crops Production NC II** (with a duration of 336 hours)
- **Agricultural Crops Production NC III** (with a duration of 445 hours)
- **Organic Agricultural Production II** (with duration of 232 hours)

PROGRAMS ASSESSED CY 2016

Specifically, there were seven (7) undergraduate course programs assessed, 5 have obtained higher levels, one (Bachelor of Agricultural Technology) will have to undergo re-assessment and one (BEE-Tinoc Campus) has acquired Candidate Status and will be prepared for evaluation for Level I. Likewise, two (2) graduate programs have acquired higher levels this year.

Table 2: Programs subjected to AACCUP accreditation in CY 2016.

PROGRAMS	LEVEL ACQUIRED
Main Campus	
1. Doctor of Philosophy in Educational Management	Level II Re-accredited
2. Master of Arts in Nursing	Level II Re-accredited
3. Bachelor of Agricultural Technology	Level III Re-accredited
Potia Campus	
4. Bachelor of Elementary Education	Level III - Phase 2
5. Bachelor of Secondary Education	Level III - Phase 2
6. Bachelor of Science in Agriculture	Level III - Phase 2
Lagawe Campus	
7. Bachelor of Science in Computer Engineering	Level I
8. Bachelor of Science in Civil Engineering	Level II Re-accredited
Tinoc Campus	
9. Bachelor of Elementary Education	Candidate

STATUS OF ACCREDITATION AS OF CY 2016

Table 3. Level of accreditation of Graduate degree programs as of CY 2016.

Graduate Degree Program	Accreditation Status	Duration of Validity
Main		
1. Doctor of Philosophy in Educational Management	Level II - Re Accredited	Dec. 16, 2016- Dec. 15, 2020
2. Doctor of Philosophy in Management	Level I Accredited	Aug. 1, 2014 - July 31, 2017
3. Master of Arts in Education	Level III Re-accredited	Aug.16, 2014- Aug.15, 2018
4. Master of Arts in Teaching	Level III re-accredited	Aug.16, 2014- Aug.15, 2018
5. Master in Public Administration	Level III Re-accredited	Aug. 16, 2014 - Aug. 15, 2018
6. Master of Arts in Nursing	Level II - Re Accredited	Dec. 16, 2016- Dec.15, 2020
7. Master of Science in Criminal Justice (Main Campus)	Candidate	Nov. 1, 2015- Oct. 31, 2017
Potia		
7. Master of Arts in Education	Level I Accredited	Mar.16, 2014- Mar.15, 2018
8. Master of Arts in Teaching	Level I Accredited	Mar.16, 2014- Mar.15, 2018

73% of IFSU's course programs are **AACCUP accredited!!!**

Table 4. Level of accreditation of Undergraduate degree programs as of 2016.

Undergraduate Degree Program	Accreditation	Duration of Validity
Main		
1. Bachelor in Agricultural Technology	Level III Re-accredited	September 2016 - August 2020
2. Bachelor in Secondary Education	Level III Re-accredited	January 16, 2013 - January 15, 2017
3. Bachelor in Elementary Education	Level III Re-accredited	January 16, 2013 - January 15, 2017
4. Bachelor of Science in Information Technology	Level III Re-accredited	December 16, 2015- December 15, 2019
5. Bachelor of Science in Criminology	Level II Re-accredited	November 16, 2013 - November 15, 2017
6. Bachelor of Arts in Political Science	Level II Re-accredited	November 16, 2013 - November 15, 2017
7. Bachelor of Science in Home Technology	Level II Re-accredited	September 1, 2012 - August 31, 2016
8. Bachelor of Science in Nursing	Level II Re-accredited	November 16, 2013 - November 15, 2017
Potia		
9. Bachelor of Science in Agriculture	Level II Re-accredited	December 2016-November 2017
10. Bachelor in Secondary Education	Level II Re-accredited	December 2016-November 2017
11. Bachelor in Elementary Education	Level II Re-accredited	December 2016-November 2017
12. Bachelor of Science in Hotel & Restaurant Management	Level II Re-accredited	March 16, 2014 - March 15, 2018
13. Bachelor of Science in Information Technology	Level II Re-accredited	March 16, 2014 - March 15, 2018
14. Bachelor of Science in Criminology	Level I Accredited	November 1, 2015 - October 31, 2018
15. Bachelor of Science in Forestry	Level I Accredited	March 16, 2014 - March 15, 2018
Lagawe		
16. Bachelor of Science in Business Administration	Level II Re-accredited	November 1, 2015 - October 31, 2019
17. Bachelor of Elementary Education	Level II Re-accredited	November 1, 2015 - October 31, 2019
18. Bachelor of Secondary Education	Level I Accredited	August 1, 2014 - July 31, 2017
19. Bachelor in Hotel & Restaurant Management	Level II Re-accredited	November 1, 2015 - October 31, 2019
20. Bachelor of Science in Industrial Technology	Level I Accredited	November 16, 2013 - November 15, 2016
21. Bachelor of Science in Computer Engineering	Level I Accredited	December 16, 2016 - December 15, 2019
22. Bachelor of Science in Civil Engineering	Level I Accredited	December 16, 2016 - December 15, 2019

CHED EVALUATION

The Commission on Higher Education (CHED) has awarded Certificate of Program Compliance (COPC) to 16 IFSU course programs in view of its compliance to the pertinent provisions of Republic Act 7722 otherwise known as “Higher Education Act of 1994.

The grant of COPCs prepares higher education institutions such as IFSU in its aim to acquire a Center of Development (COD) for various course programs as provided under the same Act stating that “CHED will identify, support and develop potential centers of excellence in program areas needed for development of world-class scholarship, nation building and national development.

PROGRAMS GRANTED COPC’s

MAIN CAMPUS

Bachelor of Science in Criminology
 Bachelor of Science in Information Technology
 Bachelor of Secondary Education
 Bachelor of Elementary Education

LAGAWE CAMPUS

Bachelor of Secondary Education
 Bachelor of Elementary Education
 Bachelor of Science in Tourism
 Bachelor of Science in Accountancy
 Bachelor of Science in Business Administration
 Bachelor in Hotel & Restaurant Management
 Bachelor of Technical Teacher Education
 Bachelor of Science in Computer Engineering
 Bachelor of Science in Civil Engineering

POTIA CAMPUS

Diploma in Midwifery
 Bachelor of Elementary Education
 Bachelor of Science in Information Technology



Photo 1. IFSU officials witness Dr. Romulo C. Malvar, CHED-CAR Director hands over the Certificate of Program Compliance to Dr. Serafin L. Ngobayon at the IFSU Review Center, IFSU Main Campus.



GRADUATES

IFSU has produced a total of 2,093 graduates in priority and mandated programs. Compared with target, IFSU's percentage of graduates increased by 26% this CY 2016.

Respectively, 84% of the graduates come from the Priority Courses compared to CY 2015 which is at 68%.

Increase in the number of graduates was fostered by the improved number of graduates in Bachelor of Science in Criminology and priority ODE/TE programs.

Table 5 bares the details.

Table 5: Total No. of All Graduates in Priority and Mandated Programs per Campus.

Campus	No. of Graduates	
	2015	2016
IFSU Main Campus	765	815
IFSU Lagawe Campus	155	164
IFSU Potia Campus	313	313
IFSU Tinoc Campus	33	43
Transnational Education	271	758
TOTAL	1,537	2,093

Photo 2: IFSU graduates keeps in pace as the University President Serafin L. Ngobayon delivers to them the "President's Charge" during the 7th Commencement Exercise at the IFSU Lamut (Main) Campus on April 1, 2016



Table 6 : Number of Graduates in Priority Programs per Degree Program for CY 2016

Campus	Course Programs	Total No. of Graduates
Main Campus	PhD in Educational Management	2
	Doctor of Business Administration	2
	MA in Education	27
	MA in Education- Educational Mgmt	12
	MA in Teaching	13
	Master in Public Administration	5
	Master of Science in Criminal Justice	3
	MA in Nursing	0
	AB Political Science	29
	BS Mathematics	7
	Bachelor in Agricultural Technology	78
	BS Agriculture	4
	BS Information Technology	82
	BS Criminology	166
	Bachelor of Secondary Education	44
	Bachelor of Elementary Education	30
	BS Nursing	8
	BS Home Technology	38
	Diploma in Agricultural Technology	108
	Diploma in Security Services	103
Associate in Computer Technology	53	
Diploma in Midwifery	1	
	Total	815
Lagawe Campus	Master in Business Administration	1
	Diploma in Teacher Education	0
	Bachelor of Secondary Education	9
	Bachelor of Elementary Education	39
	Bachelor of Technical Teacher Education	1
	BS Business Administration	40
	Bachelor of Hotel & Restaurant Mgt	2
	Bachelor of Science in Hospitality Management	16
	BS Computer Engineering	6
	BS Civil Engineering	21
	BS Industrial Technology	11
	Diploma in Computer Technology	18
		Total
Potia Campus	MA in Education	4
	MA in Teaching	4
	Master in Public Administration	7
	BS Agriculture	40
	BS Forestry	15
	BS Information Technology	24
	BS Criminology	58
	Bachelor of Secondary Education	24
	Bachelor of Science in Hotel Restaurant Management	0
	Bachelor of Elementary Education	25
	BS Home Technology	0
	BS Hospitality Management	7
	Associate in Computer Technology	4
	Diploma in Hotel & Restaurant and Management	1
	Diploma in Computer Technology	27
Diploma in Midwifery	21	
Seafarer Rating Course	21	
Certificate in Caregiving	31	
	Total	313
Tinoc Campus	MA in Education	2
	Bachelor of Elementary Education	29
	Bachelor of Technical Teacher Education	12
	Associate in Computer Technology	0
	Total	43
TNE	PhD in Educational Management	56
	PhD in Management	10
	Doctor of Business Administration	0
	MA in Education	139
	MA in Education- Educational Mgmt	146
	MA in Teaching	80
	Master in Public Administration	18
	MA in Nursing	35
	MS Ag Education	0
	Master in Business Administration	0
	Master in Agriculture Education	0
	Diploma in Teacher Education	274
	Total	758
	GRAND TOTAL:	2093

Distribution of graduates in the different campuses and service centers of Ifugao State University

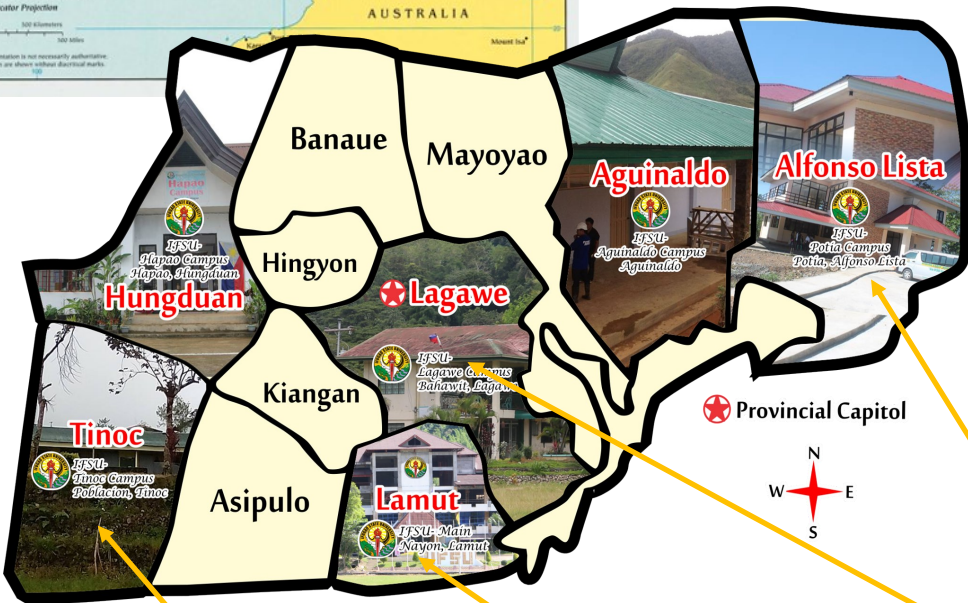


IFSU has produced a total of 2,093 graduates for CY 2016.



758 Graduates

TRANSNATIONAL & OPEN DISTANCE EDUCATION
 In Service Centers in Bacolod and Iloilo, Philippines as well as Bangkok, Thailand.



313 Graduates

POTIA CAMPUS



43 Graduates

TINOC CAMPUS



815 Graduates

MAIN CAMPUS



164 Graduates

LAGAWE CAMPUS

ADMISSION AND REGISTRATION SERVICES

ENROLLMENT

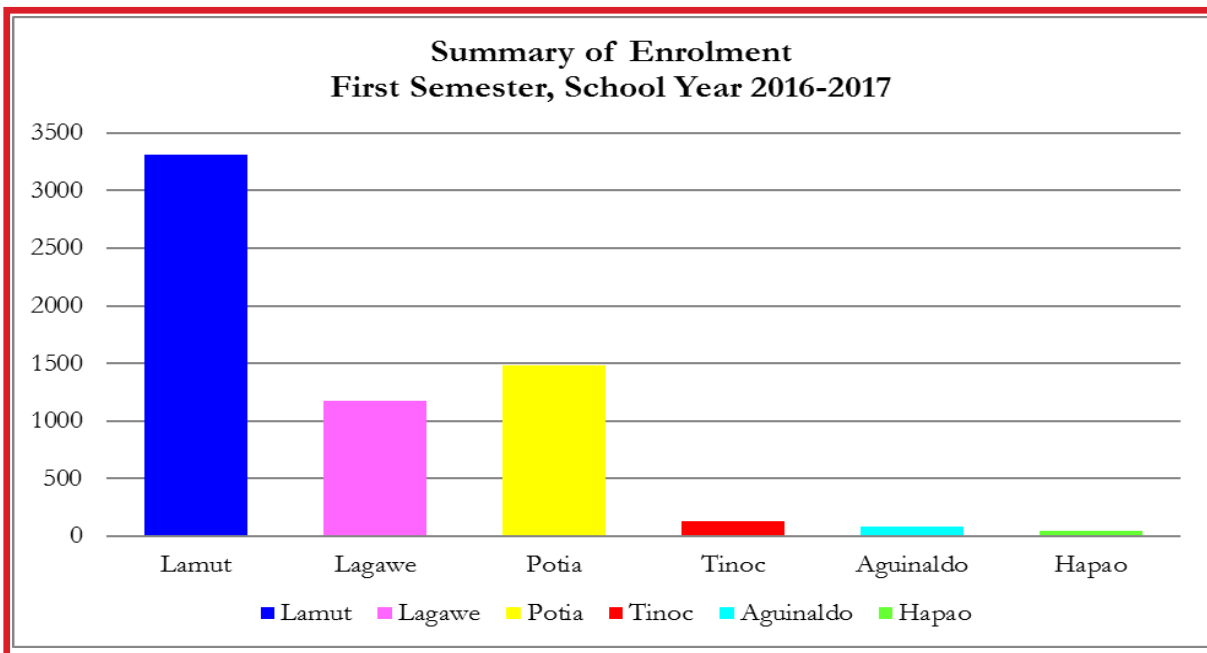
This AY 2016-2017, an average of 6,044 enrolled in IFSU. There were 6,224 (1st Semester) and 5,865 (2nd Semester) enrollees who were registered in the different IFSU campuses and service centers locally and overseas as shown in Graph 1.

Significantly, IFSU opened its classes for AY 2016-2017 in the month of August parallel to modifications implemented in higher education in the country.

IFSU continued to attract more and more students in the Master’s and Doctorate Degree Programs through its Open Distance and Transnational Education (ODE/TNE) approach with two semester average enrollment of 656.

On the part of College of Advanced Education (CAE) which caters to campus-based students average enrollment is 382 higher by 22% than last year.

In summary, the total mean enrollment of 6,044 for AY 2016-2017 is 14.80% lower to AY 2015-2016 mean enrolment of 7,094 due to the full swing implementation of the K-12 Program which set off the Senior High School thereby affecting the number of admissions of regular freshmen entrants successively upon completion in high school.



Graph 1. Enrollment in the different IFSU campuses. (Registrar’s Data).



Lamut	- 3,315	Tinoc	- 126
Lagawe	- 1,175	Aguinaldo	- 80
Potia	- 1,478	Hapao	- 50

STO

SUPPORT TO
OPERATIONS

ADMISSION AND REGISTRATION SERVICES

ONLINE ENROLLMENT SYSTEMS

This CY 2016, the Department of Registrar Services was able to complete three (3) modules on Online (OL) Enrollment Systems which are:

A. OL Access of Grades**B. OL Assessment****C. OL Scheduling**

The system is a continuing project of the department aimed at providing their services in an online platform.

IFUGAO STATE UNIVERSITY Online Services
Student Information System

How to log in to your account?

1. Enter your student ID No at the first text box located at the left sidebar of this page.
2. Enter your password, the default password is the entire characters of your ID number. Please change your password immediately.
3. Click the log in button.

Changing Your Password

1. To change your password, login to your account locate and click your name at the right top most part of the page.
2. Click the change password button from the pull down window.
3. Enter your CURRENT password and fill-in the subsequent fields. Take note that the email address is a required field.
4. Click Save.

Member Log In

ID No.

Password

Remember Me

LOG IN

Non Members

Click [HERE](#) to create an account with us.

Photo shows the interface of the IFSU Registrar Online Service found at <http://my.ifsu.edu.ph/index.php> launched in AY 2016-2017.

NATIONAL SERVICE TRAINING PROGRAM (NSTP) SERVICES

The NSTP lingers on with its mandate “to provide civic education and defense preparedness program” for IFSU students.

This CY 2016, IFSU NSTP has successfully implemented their programs under its two (2) components on Civic Welfare Training Service (CWTS) and Reserve Officers' Training Corps (ROTC).

Civic Welfare Training Service (CWTS)

The IFSU CWTS implemented at least 37 outreach activities beyond its target of 16 to the different barangays in the municipalities of Ifugao.

The CWTS has yielded 217 graduates for AY 2016-2017.

**Reserve Officers' Training Corps (ROTC)**

Under the ROTC component, the students have kept up to their allegiance to discipline as well as contributing to the general welfare of the community.

The IFSU ROTC which owes its strength to strictly applying military education and training has produced 436 graduates this AY 2016-17.

It was also able to prompt activities of various types in fulfillment of their civic duties such as Tree Planting, Blood Letting, support to Brigada Eskewla and other invitation to other Civic programs by partner agencies.

Remarkably, Potia Campus ROTC Unit, with the participation of the Aguineldo Campus cadets was Top 3 with a score of 99.387 in the Regional Annual Administrative



Tactical Inspection (RAATI) held on January 20, 2016.

Photo by: Bonifacio Natag-oy

PE and SPORTS SERVICES

The PE and Sports Department endeavors to lead students to learn the art and discipline of the games and eventually generating from the students the cream of the crop who will compete for the glory of IFSU.

There were 36 students who qualified for the national competitions particularly in the Philippine Association of State Universities and Colleges (PASUC) for CY 2016.



Photo 2 shows IFSU student do a great leap in the High Jump competition in the IFSU Intramurals 2016, IFSU Main Campus.



Photos 3-5 (L-R) show IFSU PE students compete in Taekwondo, sway at Cheering Dance Contest and perform a ground demonstration on the occasion of IFSU Intramurals 2016 done at IFSU Main Campus.

LIBRARY SERVICES

The IFSU Library has enabled four (4) automated systems vs its target of one (1) this CY 2016 that are now functional and aiding students in their primary library needs.

The Online Services include Online Collection, LAN to Web based Public Access Catalogue, Online View of Services, Acquisitions and Archives.

In compliance to set standards by accrediting bodies, IFSU has upgraded its other areas of services like i.e. acquisition at least 808 books of varied titles, enhancement of facilities with the incorporation of a Library Coffee Shop specifically at the IFSU Main Campus.

The internet service has also been upgraded to a higher bandwidth speed of 2.00 + mbps direct connection for better internet service

Subsequently, the IFSU Library has

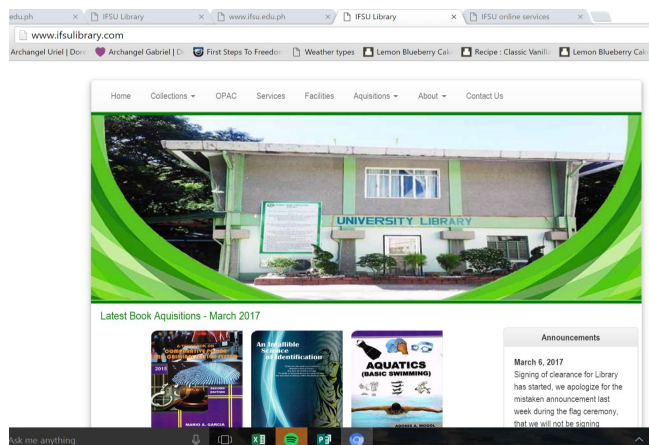


Photo 6 shows the interface of the IFSU Library Online Service found at <http://www.ifsulibrary.com/> realized in AY 2016-2017.


increased number of users from the target of 70% to 81% for the year in review.

The IFSU Library is moving towards a Centralized Library Management that would integrate other IFSU campuses and will more or less be equivalent to the commercial system on the market.

STUDENT SERVICES AND DEVELOPMENT

• **Guidance and Counselling**

The Guidance and Counselling Office has conducted 21 career placement activities for the year in review.



With their improved services, clients rating was conferred at 95.25% good/better/best services which improved from CY 2015's assessment rate of 92.2%.

• **Student Publication**

IFSU student writers have never ceased to practice their journalistic skills and doing their best at the same time steadily being competitive in regional encounters securing Rank 5 in the Higher Education Regional Press Conference (HERPC) for 2016.



In view of a growing exposure and interest to Mass Media the Upland Student Publication convened at least 104 student journalists in a seminar-workshop under professionally practicing journalist and broadcasters in the region for CY 2016.

For this year in review, student publication have capped an average rating of 95.19% for their good/better/best services higher than CY 2015's accomplishment rate of 93.2%

IFSU TOPNOTCHER'S IN THE HIGHER EDUCATION REGIONAL PRESS CONFERENCE 2016

Joey Boy Gacayan (BSE)	TOP 1 Development Communication Writing (Filipino)
Franie Bumilao (BS Criminology)	TOP 2 News Writing (Filipino)
	TOP 3
Joseph Dimmic (BSE)	Development Communication Writing (English)
Jemaimae Gayle Parrocha	Copyreading and Headline Writing (English)
Jemaimae Gayle Parrocha	Photojournalism English
Lawton Liangna (BSIT)	TOP 4 Editorial Cartooning (English)

	TOP 5
Nicole Anne Aquino (AB Pol Sci)	Feature Writing (Filipino)
Viceane Feby Dulnuan (AB Pol Sci)	Sports Writing (English)
Lawton Liangna (BSIT)	Comic Strip Writing
Nicole Anne Aquino	News Writing (English)
Joey Boy Gayacan (BSE)	Column Writing (English)
	TOP 6
Reigielyne Gaerlan (BSE)	Poetry Writing (Filipino)
Joey Boy Gacayan (BSE)	Column writing (English)
Mark Lexer Lomboy (BSIT)	TOP 7 Editorial Cartooning (Filipino)
Franie Bumilao (BS Criminology)	TOP 8 Feature Writing (English)

STUDENT SERVICES AND DEVELOPMENT

• **Services to student Organizations**

There were 22 activities conducted by the registered student IFSU organizations



They have garnered a rating of 95.19% as good/better/best by clients.

• **Student Housing Service**

There are 413 students who have availed of the IFSU housing and have rated the services at 94.29% as good/better/best.



• **ALUMNI**

There were eight (8) alumni directories that were created which aims to document and track IFSU graduates.



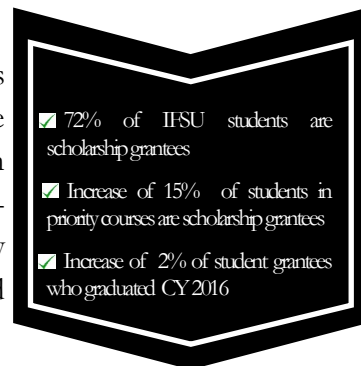
Anent to this a Tracer Study has also been launched and undertaken which traced at least 58% of CY 2015 IFSU graduates.

• **Scholarship Services**

In 2016, 72% of students have availed of scholarship grants and aids.



There has been a 15% increase against CY 2015 in the number of students in the priority course were awarded with financial aid.



There has been a 2% increase of students who were awarded with financial aid have finished their degrees compared to CY 2015.

• **Socio Cultural Affairs**

The Socio cultural affairs has attended 8 activities where students were able to showcase culturally and socially relevant presentations.




They have also participated in four (4) National competitions.

• **Ten Outstanding Students in the Philippines (TOSP)**

Michelle Binwag, an IFSU graduate in Bachelor of Science in Elementary Education is one of the 30 National Finalists in the on-going Search for Ten Outstanding Students in the Philippines (TOSP) 2016.

As a national finalist, Binwag participated in the TOSP National Week Activities which consists of a three-day formation program, outreach and exposure activities on a schedule to be set by the organizers.

Binwag and the other national finalists will individually undergo an interview before a five-member panel of judges convened by the National Executive Committee (NEXECOM) during the national week. The selection of the top ten students occurs after this stage.



• **IFSU on the Job Training**

Sixty-five Diploma in Agricultural Technology - Bachelor in Agricultural Technology (DAT-BAT) students were approved for the Agro-Studies On the Job Training to Israel on different scheduled flights in CY 2016.

Three students are from Hapao Campus, 24 from Potia Campus and 38 from the Main Campus.

This CY 2016 slots have increased from the forty-one slots acquired by the university in 2015.

The 11-month course or OJT in Israel will give an opportunity to the IFSU students to work in the modern farms, expose them to the latest agro-based technology and will allow them to learn advance agricultural working methods.

Photo 7. Dr. Serafin L. Ngobayon gives a pre-departure orientation to the Agriculture students confirmed to undergo On-the-Job-Training (OJT) under Agro-Studies-Israel.



• **Student Exchange Program**

In view of IFSU’s linkage to the Communicating Agricultural Exchange Program (CAEP), seven (7) Bachelor of Agricultural Technology graduates were admitted as Exchange Students at different Colleges in the United States of America (USA) this 2016.

Corresponding to their website, CAEP envisions to “bring young adults together from all over the world to share and learn ideas, beliefs, and agricultural practices through international paid agriculture exchange programs.”

Parallel to their vision which is “to interconnect our world peacefully through our paid agriculture exchange programs in order for our participants to identify themselves as world citizens transcending from any geographical, cultural or political borders” IFSU was able to seize the opportunity for its stu-

dents because of the international experience provided by IFSU’s OJT practice of its students in Israel since one of the requirements is international exposure.



List of IFSU CAEP Exchange students 2016 and the US state where they are based:

Precious N. Fukasan	New York
Japhy Neil Dumangeng	Ohio
Stephanie Mah-awa	Minnesota
Richmond Gamiao	Iowa
Walter Monchalog	New York
Jephanie Himmiwat	Iowa
James Guihom	Wisconsin

MFO II | RESEARCH SERVICES

Goal 2: Pursue Excellence in Research and Development

The Research and Development (R & D) programs of IFSU have produced remarkable results this 2016 in response to the challenges posed by the current research priorities of higher education. The IFSU R and D is untiring in its effort of executing the university's research agenda/priorities. The Rand D Department has stringently implemented existing policies as regards the conduct of research especially by the faculty members.

Table 13 Shows the Accomplishments Fulfilled by the R & D Department.

Performance Indicators	Actual 2015	Target 2016	Actual 2016	% of Accomplishment
Completed Researches				
Number of Completed Researches	43	30	34	113%
Percentage of Researches completed within the original timeframe	100%	100%	100%	100% equal
Researchers with Track Records				
Number of Researchers with Track Records	13	14	20	154%
Research Projects				
Externally Funded Research Projects	15	13	27	207%
No. of GAA, GAD and STF funded approved implemented researches	112	50	184	368%
Research Outputs Published and Presented				
No. of National Publication	24	2	11	550%
No. of Scientific Presentations	63	45	61	136%
Citations				
No. of Citations accrued	23	25	20	80%
Patents and Copyrights				
No. of submitted patent application/Utility Models Submitted for registration	12	5	39	780%
No. of Inventions Patented/Utility model registered	9	10	11	110%
No. of copyrights	3	10	6	60%
Research Centers				
No. of research centers established	NA	2	2	100% Equal

Picture 5. Research Proposal Review gives equal opportunities to new and old researchers at IFSU to develop their research writing skills.



Picture 6. Seminar -Workshop on Intellectual Property Rights and Patenting in July 2016 reinforces the department's targets towards the patenting and copywriting intellectual pieces of IFSU Researchers.



Picture 7. Seminar -Workshop enhancing IFSU researchers aimed at developing their research papers towards international standards.



Picture 8 (below) shows IFSU Researchers present during the Agency In-house Review and Proposal Review.



Picture 9. IFSU Researchers join Cordilleran counterparts during the Regional Symposium for Education and Socio-Cultural Research.



MFO III

TECHNICAL ADVISORY AND EXTENSION SERVICES

Goal 3: Pursue Excellence in Extension and Training

The Extension and Training Services of IFSU remains progressively robust with varied undertakings to aggressively sustain the promotion of knowledge and technology developed by the R and D Department.

This year 2016, the Extension and Training Department accomplished generally its targets under its three major objectives:

- To package and transfer technologies responsive to the needs of target communities for stakeholders' empowerment and self-reliance;
- To intensify monitoring, evaluation and impact assessment of Extension programs/activities conducted for technical advisory and strategic planning;
- To level-up functional linkages and networking with other institutions at the local, regional, national and international levels for resource sharing, fund sourcing and for greater impact.

In its objective to package and transfer technologies responsive to the needs of target communities for stakeholders' empowerment and self-reliance, IFSU has remarkably overshot its physical targets that include seven performance indicators as shown in table 14..

Table 14: Packaging and Transfer of Knowledge and Technologies Responsive to Communities

PERFORMANCE MEASURES	Physical Accomplishment 2015	Physical Target 2016	Physical Accomplishment 2016	% of Accomplishment
No. of communities assessed	7	21	29	138%
No. of packaged information and technologies	38	37	50	135%
No. of extension projects implemented	23	23	47	204%
No. of persons trained	4528	3400	5958	175%
No. of persons-days utilized for training (No. of persons trained weighted by the length of training)	6604	5300	6002.8	113%
No. of adopters of key programs	N/A	310	434	140%
No. of adopters engaged in viable enterprise	N/A	47	129	274%

The drastic increase in all the items for Extension Services is due to the implementation of University policy-guideline 68, series 2015 on faculty workload which requires all faculty members to conduct research and extension services accordingly based on their academic rank.



Table 15 shows the department’s successful satisfaction to its objective to intensify monitoring, evaluation and impact assessment of Extension programs/activities with remarkable percentage increases that can be significantly attributed to an improved and a more participative service.

Table 15 To intensify monitoring, evaluation and impact assessment of Extension programs/activities conducted for technical advisory and strategic planning.

Performance Measures	Actual 2015	Physical Target 2016	Physical Accomplishment 2016	% of Accomplishment
No. of viable Demonstration Projects implemented with ROI	7	8	20	250%
% of trainees who rate the training course as good or better	95%	95%	98% (3195/3256)	103%
No. of clients benefited (No. of persons provided with technical advice)	1158	900	1466	163%
% of clients who rate advisory services as good or better	97%	97%	99% (607/611)	102%
% of persons who receive training or advisory services who rate timeliness of service delivery as good or better	95% (4,636/5,257)	95%	99% (3241/3256)	104%
% of requests for technical advice that are responded to within 3 days	100%	100%	100% (44/44)	100%
% of requests for training responded to within 3 days of request	100%	95%	99.54% (3241/3256)	105%

Table 16 shows IFSU’s actual accomplishments vis-à-vis its targets in 2014 in terms of number of LGUs assisted in development planning, partnerships/linkages and extension projects externally funded.

Table 16: To level-up functional linkages and networking with other institutions at the local, regional, national and international levels for resource sharing, fund sourcing and for greater impact

Performance Measures	Actual 2015	Physical Target 2016	Physical Accomplishment 2016	% of Accomplishment
No. of LGUs assisted in development planning	21	32	36	113%
No. of active partnership/linkages with other	27	46	124	270%
No. of MOAs established for the conduct of extension activities	16	10	20	200%
No. of externally funded Extension Projects	4	5	9	180%
No. of personnel with enhanced capacities	N/A	11	17	155%

IFSU’s number of stakeholders from the LGUs who have been assisted in their development planning has impressively improved. Remarkably, the number of active partnerships/linkages with other institutions has also increased. This significant improvement can be attributed to IFSU’s established leverage as a service provider of impact projects and activities. It correspondingly shows



Satoyama Meister Training Program

The Ifugao Satoyama Meister Training Program is a JICA funded special project designed after Noto Satoyama Satoumi Meister Training Project. Its aim is to empower locals in the Globally Important Heritage Systems (GIAHS) Designated Site “Ifugao Rice Terraces” in the Philippines

Spearheaded by the Kanazawa University, the Ifugao Satoyama Meister have strived to improve the quality of life of the Ifugao locals through a harmonize heritage conservation, environmental preservation and economic activities.

For 2016, IFSU as one of the implementing agencies along with the University of the Philippines (UP) and the Provincial Government of Ifugao pursued the training of 21 apprentice from the heritage sites.

The trainees were accorded Lectures on natural farming system, land utilization, manage-



Photo shows: Twenty-one (21) stakeholders of Ifugao’s UNESCO World Heritage Sites identified as Globally Important Agricultural Heritage Systems (GIAHS) completed their training under the Ifugao Satoyama Meister Training Program (ISMTP) on its second year of implementation that culminated with a graduation ceremony on March 15, 2016 at Ilob Village Inn, Bocos, Bananae, Ifugao.

ment of heirloom rice production, ecological concepts and practices.

Trainees underwent hands-on trainings on food production, native delicacy preparation among others.

The ISMTP training was also reinforced with the trainees travel to Noto, Japan.

The visit and interaction with their counterpart trainees in Japan imparted to the Ifugao trainees the Japanese best practices of the Satoyama Meister Training Program as shown in the photo below.



Ifugao Satoyama Meister Training Program (ISMTP) Trainee Febe Bummael of Hungduan discusses her Research output before Professor Koji Nakamura, ISMTP Project Leader and to the other ISMTP co-trainees.



GASS

GENERAL ADMINISTRATION AND SUPPORT SERVICES

Goal 4: Pursue Excellence in Income Generating Projects (IGP)

Income Generating Projects (IGP)

IFSU remains steadfast in maintaining 14 IGP for 2016 from 11 in 2015 and strengthening its performance and services so that it would produce satisfactorily and modestly augment IFSU’s income in the due course of its operations.

Table 21. List of IGP sustained this 2016.

List of IGP in IFSU	
1.	Commercial/Livelihood Center
2.	Piggery Project
3.	Bio-Organic Fertilizer Project
4.	Broiler Contract Growing
5.	Dressmaking
6.	Food Processing
7.	Internet and Auxiliary Services
8.	Printing Center
9.	Loan Services
10.	Bio-organic Fertilizer
11.	Bakery
12.	IFSU Food Service
13.	IGP Lagawe– Food Service
14.	IGP Tinoc - Credit Cooperative and Canteen

Table 22. Income from various IGP’s of IFSU.

Summary of Income Generated from the operations of various projects of IFSU		
	2015	2016
No. of IGPs implemented	13	14
Total Sales Generated	6.1 M	5.98 M
Total Net Income	0.9 M	1.4 M



GASS

GENERAL ADMINISTRATION AND SUPPORT SERVICES

Goal 5: Pursue Excellence in Administration and Governance

A. FINANCIAL MANAGEMENT

The IFSU endeavors to manage efficiently fiscal operations in the university. The department is mindful of the Fiscal Policies as well as Reforms so that resource mobilization will accurately

its purpose of facilitating and promoting the welfare of students and all its other stakeholders.

The tables below outline the financial setting of IFSU for 2016 under the General Fund and Special Trust Fund.

Table 17. General Fund.

General Fund Budget and Actual Expenditures As of December 31, 2016			
	2015 Actual	2016 Budget	2016 Actual
GASS	29,442,970.97	49,918,000.00	37,692,039.19
MFO I (Higher Education Services)	114,449,919.60	139,200,000.00	122,975,472.27
MFO II (Research Services)	7,183,019.46	7,481,000.00	7,134,164.61
MFO III (Extension and Training Services)	2,247,756.32	2,561,000.00	2,328,792.15
LOCALLY FUNDED PROJECTS (Capital Outlay)	28,098,181.91	57,962,000.00	57,573,353.91
MFO IV (Advanced Education Services)	N/A	500,000.00	428,196.46
TOTAL	181,421,848.26	257,622,000.00	228,132,018.59



A file photo shows the various stakeholders of IFSU attend the Participatory Budgeting Process for the preparation of the FY 2017 Budget in March 23, 2016.

Significantly, Student Leaders were actively participative during the deliberations thereby having their priorities and needs considered.

Table 18. Special Trust Fund

Actual Income Collection As of December 31, 2016									
	Actual 2015	Total 2016	Main	Lagawe	Potia	Tinoc	Hapao	Aguinaldo	TNE
I. Income from fees	34602267.73	24,804,298.08	9,201,246.30	3,980,891.74	6,060,816.11	553,691.92	160,670.00	377,452.00	4,469,557.00
II. Income from Produc- tion	5393808.43	3,585,434.40	2,144,303.83	254,803.57	1,068,445.00	12,000.00	-	-	105,882.00
Total Income	39,996,076.16	28,389,732.48	11,345,550.14	4,235,695.31	7,129,261.11	565,691.92	160,670.00	377,425.00	4,575,439.00
III. Fiduciary Fees	29,308,953.33	23,657,140.54	12,042,828.88	4,796,405.84	5,571,140.82	395,900.00	156,675.00	694,190.00	1,100,021.00
Grand Total	69,305,029.49	53,146,894.02	23,388,379.02	9,032,101.15	12,700,401.93	961,591.92	317,345.00	1,071,615.00	5,675,460.00

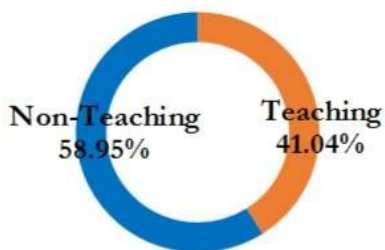
Table 19. Total Budget of the University for 2016 from General Fund and Income per objects of Expenditure in "000.

Total Budget of the University for 2016						
	2015 General Fund	General Fund (2016)	Income 2015	Income (2016)	Total 2015	Total
PS	106,028	142,714,000.00	812	-	106,840	142,714,000.00
MOOE	52,643	56,916,000.00	28,683	42,306,312.00	81,326	99,222,312.00
CO	28,296	57,962,000.00	45,686	45,495,638.00	73,982	103,457,638.00
Total	186,967	246,711,000.00	75,181	87,801,950.00	262,148	345,393,950.00

B. HUMAN RESOURCE MANAGEMENT

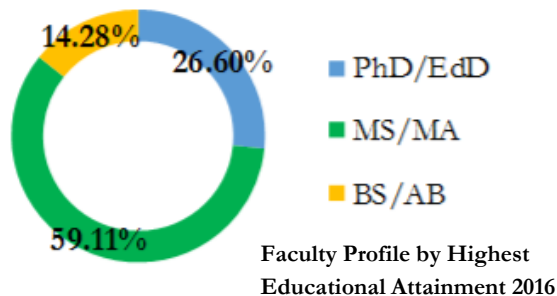
IFSU enables the growth and progress of the IFSU personnel. By this, they have ensured that the Faculty as well as all the administrative personnel are well capacitated and are enhanced with the right tools in view of their individual tasks and functions.

Chart 1. Summary of Teaching and Non-Teaching IFSU 2016.



Distribution of IFSU Permanent Teaching & Non-Teaching Personnel

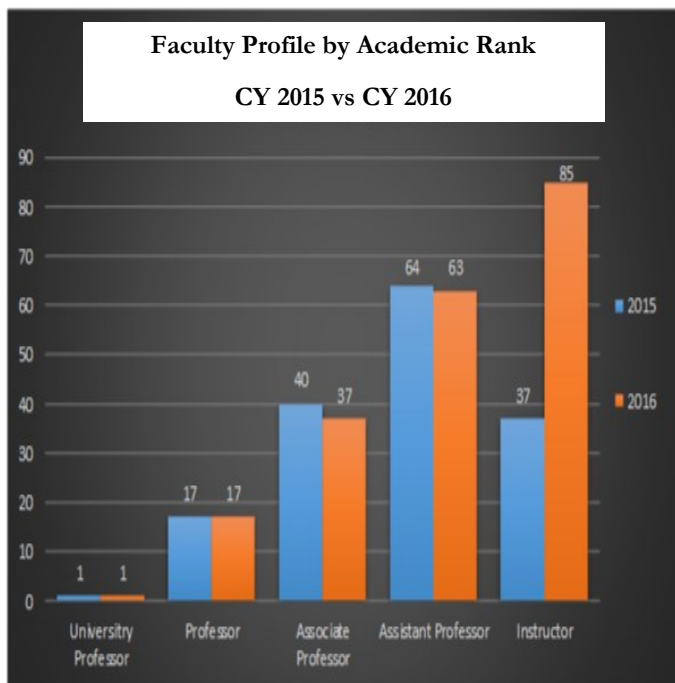
Chart 2: Faculty Profile by Highest Educational Profile



Faculty Profile by Highest Educational Attainment 2016

Graph 2 also shows the Faculty resource of IFSU this year in review the number of Faculty by their academic ranks comparing to the data in CY 2015.

The rational and performing number of IFSU employees assisted by a significant number of contractual and on job order basis employees has supported and sustained the progressive realization of IFSU’s vision to be an Academic Center of Excellence (ACE) spirit.



Noteworthy for 2016 is the acceptance of 46 IFSU employees from the Faculty and Staff in the CHED K+12 Transition Graduate Scholarship Program.

The IFSU employees are who have been approved their official study leave are currently enrolled in the different CHED DHEIs in the National Capital Region and other neighboring regions.



C. INFRASTRUCTURE AND SITE DEVELOPMENT

In support to academic learning, IFSU has launched various infrastructure development projects this 2016 with a total of 40 project spread all over the different IFSU campuses. Table 20 shows the status of projects that were implemented, completed and on-going as of December 31, 2016.

Table 20: Status Report of Projects implemented for 2016.

POTIA CAMPUS	
Construction of research and Technology Innovations Center	On- going
Replacement of Library Building	On- going
Rehabilitation/Completion of Clinic Building	On- going
Various Construction and Rehabilitation/Repair of Works of IFSU Potia Campus (3 projects)	Completed
TINOC CAMPUS	
	STATUS
Construction of technology Classroom and Laboratory Classroom	On-going
LAGAWE CAMPUS	
	STATUS
Rehab/Completion of Cayetano Building	On-going
Completion of Gymnasium	On-going
HAPAO CAMPUS	
	STATUS
Rehab of Academic Building	On - going
AGUINALDO CAMPUS	
	STATUS
Construction of Technology Classroom and Laboratory Classroom	On - going

MAIN/LAMUT CAMPUS	STATUS
Establishment of Mathematics, Education Building, Classroom and Laboratory Classroom	On-going
Construction of Academic Building (Convention Hall)	On-going
Replacement of Humanities Building	On-going
Replacement of Girl's Dormitory	On-going
Rehabilitation of Academic Building	On-going
Establishment/Construction of Multipurpose Science and technology, Multipurpose Conference Room- Administration Building (Enhancement of Multipurpose Room)	Completed
Various Construction and Rehabilitation/Repair Works of IFSU Lamut Campus (8 Projects)	Completed
Various Construction and Rehabilitation/Repair Works of IFSU Lamut Campus (Rehabilitation of Home Technology Building)	Completed
Construction and Rehabilitation/Repair Works of IFSU Lamut Campus (2 Projects)	Completed
Construction and Rehabilitation/Repair Works of IFSU Lamut Campus (2 Projects)	Completed
Various Construction and Rehabilitation/Repair Works of IFSU Lamut Campus (5 Projects)	Completed
Various Construction and Rehabilitation/Repair Works of IFSU Lamut Campus (2 Projects)	Completed
Various Construction and Rehabilitation/Repair Works of IFSU Lamut Campus (2 Projects)	Completed
Various Construction and Rehabilitation/Repair Works of IFSU Lamut Campus (3 Projects)	Completed

D. GENERAL SERVICES

The General Services Office (GSO) as the overseer in the maintenance of buildings and facilities has generally ensured a safe working place and conducive learning zone for students through a habitual upkeep of the university’s surroundings, grounds and other assigned areas.

Anent to the aforementioned, the GSO also has safeguarded IFSU vehicles by implementing a regular inspection of vehicles especially before its travel as well as retaining the vehicle’s cleanliness and expedited all official travel requests within a day.

It has also facilitated the purchase of 2 vehicles that will aid in the dispense of IFSU’s plans and programs.

Over all, 90% of passengers has rated their services as good.

Meanwhile, in the other areas of their services, the GSO has attained a 100% response time within 3 days to repairs of electrical facilities as well as sustained a 100% functionality of lights/sound and electrical outlets in the university.



Photo shows IFSU President Dr. Serafin L. Nghayon prepare to hitch on the newly purchased IFSU Coaster during its maiden trip.

E. SUPPLY MANAGEMENT

Services effected by the supply office has caused the timely delivery of supplies to the offices, Col-



leges and departments within 5 days (from local supplier) and in 10 days (from regional supplier) after the receipt of approved Purchase Orders (PO).

A total of 98.25% of supplies and materials inspected has also conformed to descriptions in the PO.

In the inventory of equipment, 97.75% of IFSU’s equipment have been accurately recorded.

Corollary to above, 97.75 of equipment has been recorded and updated by way of individual Property Acknowledgement Report.

F. RECORDS MANAGEMENT

This CY 2016, the Records Section has initiated a 100% scanning and storing of all incoming and outgoing communication letters and documents to enable its easy and speedy retrieval.

In view of the above, 100% of request for the access of documents on file were properly acted upon within three minutes upon request using the newly implemented request form that averted the tampering of documents.



RECORDS MANAGEMENT

A mark of 100% implementation in the proper receiving and recording of documents as well as its on delivery to concerned offices/individuals within one of receipt has also been accomplished.

G. PLANNING AND INFORMATION MANAGEMENT

The university has also facilitated the planning and development strategies of IFSU as well as produced promotional materials which have aided in bolstering and marketing IFSU as an educational institution and all its prime services. Also, significant reports were submitted to attached agencies that aided in the on time validation of IFSU's performance of its Major Final Outputs (MFO's).

The following are other significant accomplishments:

- Annual Report 2015;
- Quarterly Reports
- University Quarterly Report of the President for the Board of Regents
- Quarterly Publication of "The Footprints," Official Publication of IFSU

- Advertisements and press releases in radio and print media.

The University enabled the Operational Planning for FY 2017 as shown in the photo below.

It has also facilitated the cascading of organizational outcomes or goals to office and individuals constantly improving the implementation of the Results-Based Performance Management System (RBPMS) and the Strategic Performance Management System (SPMS) for CY 2017.



Photo shows the ADCO members during the Operational Planning for FY 2017 at Taal, Batangas in November 23-25, 2016 with Lt. Col. Lope Domingo, Jr., a resource person from the Philippine Military Academy sharing his insights on the best practices of PMA.

UNIVERSITY OFFICIALS

Chairperson:

Dr. Serafin L. Ngohayon - University President

Vice Chairperson:

Engr. Loinaz D. Dulawan - Chief Administrative Officer

Regular Members:

Dr. Nancy Ann P. Gonzales - Vice President for Academic Affairs
 Dr. Napoleon K. Taguiling - Vice President for RDET
 Dr. Diosdado M. Aquino - Campus Director – Main Campus
 Dr. Camilo A. Pimentel - Campus Director – Lagawe Campus
 Dr. Ricardo L. Ildefonso - Campus Director – Potia Campus
 Dr. Jose Daniels - Campus Director – Tinoc Campus
 Mr. Joseph L. Ngohayon - Campus Director – Aguinaldo Campus
 Mr. Vicente Kalaw - Campus Director – Hapao Campus
 Dr. Ivan D. Baguilat - Dean, College of Open Distance & Transnational Education (CODETE)
 Dr. Mary Caclini - Dean, College of Advanced Education (IFSU-Main)
 Dr. Annie A. Tumitit - Dean, College of Criminal Justice Education (IFSU-Main)
 Dr. Alice Y. Brawner - Dean, College of Education (IFSU-Main)
 Dr. Dinah Corazon Licayao - Dean, College of Agriculture & Home Science (IFSU-Main)
 Dr. Rommel B. Sumeg-ang - Dean, College of Arts and Sciences (IFSU-Main)
 Dr. Rhoda S. Bunoan - Dean, College of Engineering & Technology (IFSU-Lagawe)
 Dr. Marcelino N. Lunag - Dean, College of Education (IFSU-Lagawe)
 Dr. Fernando G. Hernandez - Dean, College of Business & Mgmt. (IFSU-Lagawe)
 Dr. Robert T. Ngidlo - Dean, College of Advanced Education (IFSU-Potia)
 Dr. Valentina I. Buminaang - Dean, College of Education (IFSU-Potia)
 Dr. Milton P. Dulay - Dean, College of Agriculture & Forestry (IFSU-Potia)
 Dr. Patricia A. Aliguyon - Dean, College of Business and Management (IFSU-Potia)
 Mr. Roderick Y. Vicente - Acting Dean, College of Computing Sciences (IFSU-Potia)
 Mr. Arthur B. Gubia-on - Acting Dean, College of Criminal Justice Education (IFSU-Potia)
 Mr. Nathaniel F. Dimog - Director, Income Generating Projects
 Engr. Jose Binwag - Director, Infrastructure and Site Development
 Dr. Joyce A. Bodah - Director, Planning and Information Management
 Mr. Stradivary D. Caro - Director, General Services, Physical Plant & Facilities
 Dr. Juliet C. Daniels - Director, Finance Services
 Ms. Generose S. Ognayon - Director, NBC 461 Zonal Center for CAR-SUCs
 Dr. Elpidio B. Basilio, Jr. - Director, Gender and Development Center
 Dr. Wedy J. Lannaon - Director, NSTP
 Ms. Lilian Tumapang - Director, Library Services
 Dr. Vicky C. Madangeng - Director, PE & Sports
 Ms. Christine N. Dinagtuan - Director, Student Services and Development
 Dr. Alicia M. Binwag - Director, Registrar Services
 Ms. Mary Lydia de Castro - Director, Socio- Cultural Affairs and Museum
 Dr. Vivien D. Dumelod - Director, Quality Assurance
 Dr. Teresita D. Allig - Director, Research and Development
 Dr. Eva Marie C. Dugyon - Director, Extension Services
 Dr. Marissa P. Bulong - Director, GIAHS Center
 Ms. Doris Beyer - Director, IFSU-OFPHIL Eye Center

BOARD OF REGENTS

Presiding Chairperson:

HON. ALEX B. BRILLANTES, JR.
CHED Commissioner

Vice Chairperson:

HON. SERAFIN L. NGOHAYON
University President, Ifugao State University

Members

HON. PAOLO BENIGNO "BAM" AQUINO IV
Chairperson, Senate Committee on Education, Culture & Arts

HON. ANN K. HOFER
Chairperson, House Committee on Higher & Technical Education

HON. MILAGROS A. RIMANDO
Regional Director, NEDA-CAR

HON. LORENZO M. CARANGUIAN
Regional Director, DA-CAR

HON. JOSEPH L. NGOHAYON
President, Faculty Federation

HON. FREDDIE P. BAYANGAN
President, Federated Alumni Association

HON. JOHN B. DULNUAN
President, Federated Student Association

HON. LAURENCE H. NANGLEGAN, SR.
Representative, Private Sector, District 1

HON. CONSTACIO P. ABBUGAO
Representative, Private Sector, District 2

Board Secretary:

MR. JULIAN B. NANGPUHAN II

Ifugao State University

Annual Report

2016



Produced by the

Planning and Information Management

Printed by

IFSU Printing Services