




STATEMENT OF APPROVED BUDGET, UTILIZATIONS, DISBURSEMENTS AND BALANCES FOR TRUST RECEIPTS
 (for Implementing Agency use only)
 As at the Quarter Ending September 30, 2020

Department : State Universities and Colleges (SUCs)
 Agency : Ifugao State University
 Operating Unit : <not applicable>
 Organization Code (UACS) : 08 018 0000000
 Fund Cluster : 07 Trust Receipts

☐ Inter Agency Fund Transfer
☐ Grants and Donations (Less than 12 months)

| Source Agencies and Projects | UACS CODE | Approved Budget | | | Utilizations | | | | | Disbursements | | | | | Balances | | |
|---|-----------|-------------------------------------|---|---------------------------|-----------------------------|----------------------------|-----------------------------|----------------------------|------------------|-----------------------------|----------------------------|-----------------------------|----------------------------|------------|-------------------|---------------------------------------|----------------------------|
| | | Approved Budgeted Revenue/ Receipts | Adjustments (Additions, Reductions, Modifications/ Augmentations) | Adjusted Budgeted Revenue | 1st Quarter Ending March 31 | 2nd Quarter Ending June 30 | 3rd Quarter Ending Sept. 30 | 4th Quarter Ending Dec. 31 | Total | 1st Quarter Ending March 31 | 2nd Quarter Ending June 30 | 3rd Quarter Ending Sept. 30 | 4th Quarter Ending Dec. 31 | Total | Unutilized Budget | Unpaid Utilizations (10-19) = (17+18) | |
| | | | | | | | | | | | | | | | | Due and Demandable | Not Yet Due and Demandable |
| 1 | 2 | 3 | 4 | 5=[3+(-)4] | 6 | 7 | 8 | 9 | 10=[11+12+13+14] | 12 | 12 | 13 | 14 | 15 | 16=[5-10] | 17 | 18 |
| Department of Science and Technology (DOST) Philippine Council for Agriculture, Aquatic and Natural Resources Research and Development | | | | | | | | | | | | | | | | | |
| Project Title: Project 4:Disaster Risk Reduction of Climate Change Impacts on Rice & Vegetable Farms In Ifugao | | | | | | | | | | | | | | | | | |
| MOOE | | 966,473.51 | 120,176.40 | 846,297.11 | 505,476.96 | 231,627.90 | | | 737,104.86 | 464,015.84 | 127,412.02 | 145,677.00 | | 737,104.86 | 109,192.25 | | - |
| Total | | 966,473.51 | 120,176.40 | 846,297.11 | 505,476.96 | 231,627.90 | - | - | 737,104.86 | 464,015.84 | 127,412.02 | 145,677.00 | - | 737,104.86 | 109,192.25 | - | - |
| Project Title: Sustainable Nile Tilapia Culture with Challenges Posed by Climate Chang | | | | | | | | | - | | | | | - | - | | |
| MOOE | | 359,721.91 | | 359,721.91 | | | | | - | | | | | - | - | | |
| Total | | 359,721.91 | - | 359,721.91 | - | - | - | - | - | - | - | - | - | - | 359,721.91 | - | - |
| Project Title: Enhancing the Intellectual Property and Technology Business Mgmt. (IP-TBM) Operations in Ifugao State University (IFSU) | | | | | | | | | | | | | | | | | |
| MOOE | | 998,467.47 | | 998,467.47 | 113,007.05 | 132,683.51 | 19,628.50 | | 265,319.06 | 138,641.93 | 38,607.13 | 72,070.00 | | 249,319.06 | 733,148.41 | | 16,000.00 |
| Total | | 998,467.47 | - | 998,467.47 | 113,007.05 | 132,683.51 | 19,628.50 | - | 265,319.06 | 138,641.93 | 38,607.13 | 72,070.00 | - | 249,319.06 | 733,148.41 | - | 16,000.00 |
| Project Title: HAGABI: Harnessing Agriculture to Achieve a Bountiful Ifugao | | | | | | | | | | | | | | | | | |
| MOOE | | 1,800,000.00 | | 1,800,000.00 | | | | | - | | | | | - | 1,800,000.00 | | - |
| Total | | 1,800,000.00 | - | 1,800,000.00 | - | - | - | - | - | - | - | - | - | - | 1,800,000.00 | - | - |
| Higher Education Development Fund (HEDF) | | | | | | | | | | | | | | | | | |
| Project Title: SPA for eJ: Soap Provision and Allocation for everyJUAN | | | | | | | | | | | | | | | | | |
| MOOE | | 863,415.00 | | 863,415.00 | | | 498,390.00 | | 498,390.00 | | | 460,590.00 | | 460,590.00 | 365,025.00 | | 37,800.00 |
| Total | | 863,415.00 | - | 863,415.00 | - | - | 498,390.00 | - | 498,390.00 | - | - | 460,590.00 | - | 460,590.00 | 365,025.00 | - | 37,800.00 |
| Project Title: Production of Carrot Juice, Lemon Marmalade & Lemon Jam | | | | | | | | | | | | | | | | | |
| MOOE | | 791,281.05 | | 791,281.05 | | | 669,645.00 | | 669,645.00 | | | 669,645.00 | | 669,645.00 | 121,636.05 | | - |
| Total | | 791,281.05 | - | 791,281.05 | - | - | 669,645.00 | - | 669,645.00 | - | - | 669,645.00 | - | 669,645.00 | 121,636.05 | - | - |
| Project Title: Safeguarding COVID-19 Frontliners and Vulnerable Groups in the Community Through Facemask Production | | | | | | | | | | | | | | | | | |
| MOOE | | 848,919.75 | | 848,919.75 | | | 472,211.00 | | 472,211.00 | | | 337,211.00 | | 337,211.00 | 376,708.75 | | 135,000.00 |
| Total | | 848,919.75 | - | 848,919.75 | - | - | 472,211.00 | - | 472,211.00 | - | - | 337,211.00 | - | 337,211.00 | 376,708.75 | - | 135,000.00 |

| Source Agencies and Projects | UACS CODE | Approved Budget | | | Utilizations | | | | | Disbursements | | | | | Balances | | |
|---|-----------|-------------------------------------|---|--|-----------------------------|----------------------------|-----------------------------|---|------------------|-----------------------------|----------------------------|-----------------------------|----------------------------|--------------|-------------------|---------------------------------------|----------------------------|
| | | Approved Budgeted Revenue/ Receipts | Adjustments (Additions, Reductions, Modifications/ Augmentations) | Adjusted Budgeted Revenue | 1st Quarter Ending March 31 | 2nd Quarter Ending June 30 | 3rd Quarter Ending Sept. 30 | 4th Quarter Ending Dec. 31 | Total | 1st Quarter Ending March 31 | 2nd Quarter Ending June 30 | 3rd Quarter Ending Sept. 30 | 4th Quarter Ending Dec. 31 | Total | Unutilized Budget | Unpaid Utilizations (10-19) = (17+18) | |
| | | | | | | | | | | | | | | | | Due and Demandable | Not Yet Due and Demandable |
| 1 | 2 | 3 | 4 | 5=[3+(-)4] | 6 | 7 | 8 | 9 | 10=(11+12+13+14) | 12 | 12 | 13 | 14 | 15 | 16=(5-10) | 17 | 18 |
| Project Title: PandeSALAMAT ng IFSU MOOE Total | | 615,300.00 | | 615,300.00 | | | 406,524.22 | | 406,524.22 | | | 243,474.22 | | 243,474.22 | 208,775.78 | | 163,050.00 |
| | | 615,300.00 | - | 615,300.00 | - | - | 406,524.22 | - | 406,524.22 | - | - | 243,474.22 | - | 243,474.22 | 208,775.78 | - | 163,050.00 |
| Project Title: Production of Tinawon Rice Meal Packs MOOE Total | | 827,148.00 | | 827,148.00 | | | 741,680.00 | | 741,680.00 | | | 692,680.00 | | 692,680.00 | 85,468.00 | | 49,000.00 |
| | | 827,148.00 | - | 827,148.00 | - | - | 741,680.00 | - | 741,680.00 | - | - | 692,680.00 | - | 692,680.00 | 85,468.00 | - | 49,000.00 |
| Department of Agriculture Agricultural Competitiveness Enhancement Fund (ACEF) Project Title: Product & Market Enhancement of Galyang Taro Chips MOOE Total | | 5,000,000.00 | | 5,000,000.00 | | | 5,500.00 | | 5,500.00 | | | 3,000.00 | | 3,000.00 | 4,994,500.00 | | 2,500.00 |
| | | 5,000,000.00 | - | 5,000,000.00 | - | - | 5,500.00 | - | 5,500.00 | - | - | 3,000.00 | - | 3,000.00 | 4,994,500.00 | - | 2,500.00 |
| Project Title: Upgrading of Food Processing Laboratory at IFSU MOOE Total | | 5,000,000.00 | | 5,000,000.00 | | | | | - | | | | | - | 5,000,000.00 | | - |
| | | 5,000,000.00 | - | 5,000,000.00 | - | - | - | - | - | - | - | - | - | - | 5,000,000.00 | - | - |
| Project Title: Upgrading of Indoor & Controlled Laboratory & Production Facility for Agaricus Bisporus at IFSU MOOE Total | | 5,000,000.00 | | 5,000,000.00 | | | | | - | | | | | - | 5,000,000.00 | | - |
| | | 5,000,000.00 | - | 5,000,000.00 | - | - | - | - | - | - | - | - | - | - | 5,000,000.00 | - | - |
| Project Title: Upgrading of the Banana Tissue Culture Laboratory of IFSU MOOE Total | | 5,000,000.00 | | 5,000,000.00 | | | | | - | | | | | - | 5,000,000.00 | | - |
| | | 5,000,000.00 | - | 5,000,000.00 | - | - | - | - | - | - | - | - | - | - | 5,000,000.00 | - | - |
| GRAND TOTAL | | 28,070,726.69 | 120,176.40 | 27,950,550.29 | 618,484.01 | 364,311.41 | 2,813,578.72 | - | 3,796,374.14 | 602,657.77 | 166,019.15 | 2,624,347.22 | - | 3,393,024.14 | 24,154,176.15 | - | 403,350.00 |
| PS | | - | - | - | - | - | - | - | - | - | - | - | - | - | - | - | - |
| MOOE | | 28,070,726.69 | 120,176.40 | 27,950,550.29 | 618,484.01 | 364,311.41 | 2,813,578.72 | - | 3,796,374.14 | 602,657.77 | 166,019.15 | 2,624,347.22 | - | 3,393,024.14 | 24,154,176.15 | - | 403,350.00 |
| CO | | - | - | - | - | - | - | - | - | - | - | - | - | - | - | - | - |
| Certified Correct: | | | | Recommending Approval: | | | | Approved by: | | | | | | | | | |
|  ELYN A. BOLIGON, CPA Accountant III Date: | | | |  JULIET C. DANIELS, Ph.D. Finance Director Date: | | | |  EVA MARIE CODAMON-DUGYON, Ph.D. University President Date: | | | | | | | | | |