

As at the Quarter Ending September 30, 2020

Department : State Universities and Colleges (SUCs)
Agency : Ifugao State University
Operating Unit : < not applicable >
Organization Code : 08 018 0000000
Fund Cluster : 06 - Business Related Funds

Classification/Sources of Revenue and Other Receipts	UACS CODE	REVENUE TARGET (Annual) per BESF	Actual Revenue and Other Receipts Collections					Cumulative Remittance/Deposits to Date			Variance		Remarks
			1st Quarter Ending March 31	2nd Quarter Ending June 30	3rd Quarter Ending Sept. 30	4th Quarter Ending Dec. 31	Total	Remittance to BTr	Deposited with AGDB	TOTAL	Amount	%	
1	2	3	4	5	6	7	8=[(6+(-)-7)-8+9]	9	10	11=(9+10)	12=(8-3)	13=(12/3)	14
Business Related Funds		8,394,457.00	919,967.06	1,453,483.06	615,450.74	0.00	2,988,900.86	0.00	2,988,900.86	2,988,900.86	(5,405,556.14)	-64 %	
Non-Revenue Collections/Other Receipts		8,394,457.00	919,967.06	1,453,483.06	615,450.74	0.00	2,988,900.86	0.00	2,988,900.86	2,988,900.86	(5,405,556.14)	-64 %	
Cash Receipts		8,394,457.00	919,967.06	1,453,483.06	615,450.74	0.00	2,988,900.86	0.00	2,988,900.86	2,988,900.86	(5,405,556.14)	-64 %	
Not Applicable		8,394,457.00	919,967.06	1,453,483.06	615,450.74	0.00	2,988,900.86	0.00	2,988,900.86	2,988,900.86	(5,405,556.14)	-64 %	
Other Sales	4020216099	8,394,457.00	919,967.06	1,453,483.06	615,450.74	0.00	2,988,900.86	0.00	2,988,900.86	2,988,900.86	(5,405,556.14)	-64 %	
TOTAL		8,394,457.00	919,967.06	1,453,483.06	615,450.74	0.00	2,988,900.86	0.00	2,988,900.86	2,988,900.86	(5,405,556.14)	-64 %	

Certified Correct:

ELYN A. BOLIGON, CPA

University Accountant

Date:

Recommending Approval:

JULIETO O. DANIELS, PhD

Director, Finance Services

Date:

Approved By:

EVA MARIE CODAMON-DUGYON, PhD

University President

Date:

As at the Quarter Ending September 30, 2020

Department : State Universities and Colleges (SUCs)
 Agency : Ifugao State University
 Operating Unit : < not applicable >
 Organization Code : 08 018 0000000
 Fund Cluster : 05 - Internally Generated Funds

Classification/Sources of Revenue and Other Receipts	UACS CODE	REVENUE TARGET (Annual) per BESF	Actual Revenue and Other Receipts Collections					Cumulative Remittance/Deposits to Date			Variance		Remarks
			1st Quarter Ending March 31	2nd Quarter Ending June 30	3rd Quarter Ending Sept. 30	4th Quarter Ending Dec. 31	Total	Remittance to BTr	Deposited with AGDB	TOTAL	Amount	%	
1	2	3	4	5	6	7	8=[6+(-)7]-8+9]	9	10	11=(9+10)	12=[8-3]	13=(12/3)	14
Internally Generated Funds		81,253,120.00	3,025,594.17	1,994,324.29	3,748,094.32	0.00	8,768,012.78	0.00	8,652,906.76	8,652,906.76	(72,485,107.22)	-89 %	
Non-Revenue Collections/Other Receipts		81,253,120.00	3,025,594.17	1,994,324.29	3,748,094.32	0.00	8,768,012.78	0.00	8,652,906.76	8,652,906.76	(72,485,107.22)	-89 %	
Cash Receipts		81,253,120.00	3,025,594.17	1,994,324.29	3,748,094.32	0.00	8,768,012.78	0.00	8,652,906.76	8,652,906.76	(72,485,107.22)	-89 %	
Not Applicable		81,253,120.00	3,025,594.17	1,994,324.29	3,748,094.32	0.00	8,768,012.78	0.00	8,652,906.76	8,652,906.76	(72,485,107.22)	-89 %	
Due from Officers and Employees	1030502000	0.00	162,798.52	61,119.46	138,048.40	0.00	361,966.38	0.00	361,966.38	361,966.38	361,966.38	0 %	
Other Receivables	1030599000	0.00	46,425.24	0.00	0.00	0.00	46,425.24	0.00	46,425.24	46,425.24	46,425.24	0 %	
Advances for Special Disbursing Officer	1990103000	0.00	3,092.00	27,920.50	3,897.00	0.00	34,909.50	0.00	34,909.50	34,909.50	34,909.50	0 %	
Advances to Officers and Employees	1990104000	0.00	30,800.00	0.00	4,000.00	0.00	34,800.00	0.00	34,800.00	34,800.00	34,800.00	0 %	
Tuition Fees	4020201001	28,727,700.00	893,590.00	247,146.00	985,014.75	0.00	2,125,750.75	0.00	2,125,750.75	2,125,750.75	(26,601,949.25)	-93 %	
Income Collected from Students	4020201002	45,170,415.00	1,084,299.65	1,228,811.43	1,369,271.51	0.00	3,682,382.59	0.00	3,567,276.47	3,567,276.47	(41,488,032.41)	-92 %	
Other School Fees	4020201099	3,007,500.00	392,125.00	153,654.00	481,916.35	0.00	1,027,695.35	0.00	1,027,695.35	1,027,695.35	(1,979,804.65)	-66 %	
Rent/Lease Income	4020205000	2,447,305.00	244,418.10	70,304.90	653,788.00	0.00	968,511.00	0.00	968,511.00	968,511.00	(1,478,794.00)	-60 %	
Income from Hostels/Dormitories and other Like facilities	4020213000	0.00	117,036.02	51,490.00	74,158.98	0.00	242,685.00	0.00	242,685.00	242,685.00	242,685.00	0 %	
Other Business Income	4020299099	1,900,200.00	51,009.64	153,878.00	37,999.33	0.00	242,886.97	0.00	242,887.07	242,887.07	(1,657,313.03)	-87 %	
TOTAL		81,253,120.00	3,025,594.17	1,994,324.29	3,748,094.32	0.00	8,768,012.78	0.00	8,652,906.76	8,652,906.76	(72,485,107.22)	-89 %	

Certified Correct:

ELYN A. BOLIGON, CPA

University Accountant

Date:

Recommending Approval:

JULIET C. DANIELS, PhD

Director, Finance Services

Date:

Approved By:

EVA MARIE CODAMON-DUGYON, PhD

University President


Date:

As at the Quarter Ending September 30, 2020


Department : State Universities and Colleges (SUCs)
Agency : Ifugao State University
Operating Unit : < not applicable >
Organization Code : 08 018 0000000
Fund Cluster : 07 - Trust Receipts

Classification/Sources of Revenue and Other Receipts	UACS CODE	REVENUE TARGET (Annual) per BESF	Actual Revenue and Other Receipts Collections					Cumulative Remittance/Deposits to Date			Variance		Remarks
			1st Quarter Ending March 31	2nd Quarter Ending June 30	3rd Quarter Ending Sept. 30	4th Quarter Ending Dec. 31	Total	Remittance to BTr	Deposited with AGDB	TOTAL	Amount	%	
1	2	3	4	5	6	7	8=[(6+(-7))-8+9]	9	10	11=(9+10)	12=(8-3)	13=(12/3)	14
Trust Receipts		0.00	13,193,451.59	12,164,000.05	38,118,907.12	0.00	63,476,358.76	0.00	63,230,410.22	63,230,410.22	63,476,358.76	0 %	
Trust Receipts Deposited with Authorized Government Depository Banks (AGDB)		0.00	13,193,451.59	12,164,000.05	38,118,907.12	0.00	63,476,358.76	0.00	63,230,410.22	63,230,410.22	63,476,358.76	0 %	
Loans Receivable-Others		0.00	14,330.00	10,594.00	15,000.00	0.00	39,924.00	0.00	39,924.00	39,924.00	39,924.00	0 %	
Due from Other Funds		0.00	77,879.62	0.00	12,500.00	0.00	90,379.62	0.00	90,379.62	90,379.62	90,379.62	0 %	
Due to NGAs		0.00	10,135,200.00	8,140,463.80	35,384,200.00	0.00	53,659,863.80	0.00	53,659,863.80	53,659,863.80	53,659,863.80	0 %	
Due to Other Funds		0.00	8,400.00	0.00	0.00	0.00	8,400.00	0.00	8,400.00	8,400.00	8,400.00	0 %	
Trust Liabilities		0.00	2,157,240.27	1,872,667.56	2,443,207.38	0.00	6,473,115.21	0.00	6,227,166.67	6,227,166.67	6,473,115.21	0 %	
Trust Liabilities-Disallowance/Charges		0.00	281,156.00	0.00	0.00	0.00	281,156.00	0.00	281,156.00	281,156.00	281,156.00	0 %	
Guaranty/Security Deposits Payable		0.00	519,245.70	2,140,274.69	263,999.74	0.00	2,923,520.13	0.00	2,923,520.13	2,923,520.13	2,923,520.13	0 %	
TOTAL		0.00	13,193,451.59	12,164,000.05	38,118,907.12	0.00	63,476,358.76	0.00	63,230,410.22	63,230,410.22	63,476,358.76	0 %	


Certified Correct:


ELYN A. BOLIGON, CPA
University Accountant
Date:

Recommending Approval:


JULIET C. DANIELS, PhD
Director, Finance Director
Date:

Approved By:


EVA MARIE CODAMON-DUGYON, PhD
University President
Date: