



QUARTERLY PHYSICAL REPORT OF OPERATION
As of 2017 March 31


Department: State Universities and Colleges (SUCs)
Appropriations: Current Year Appropriations
Agency: Ifugao State University
Operating Unit: N/A
Organization Code (UACS): 080180000000
Report Status: SUBMITTED

Particulars	UACS CODE	Physical Targets					Physical Accomplishments					Variance as of March 31 2017	Remarks
		1st Quarter	2nd Quarter	3rd Quarter	4th Quarter	Total	1st Quarter	2nd Quarter	3rd Quarter	4th Quarter	Total		
1	2	3	4	5	6	7=(3+4+5+6)	8	9	10	11	12=(8+9+10+11)	13	14
Part A													
I. Operations													
MFO 1: HIGHER EDUCATION SERVICES	000003010000000												
Provision of higher education services													
Quantity													
Total Number of Graduates			1000			1000							Graduation is scheduled in May.
Quality													
Percentage of Total Graduates that are in Priority Courses			30%			30%							
Average of Passing Percentage of Licensure Examination by the SUCs Graduates/National Average Percentage Passing Across All Disciplines covered by the SUC					120%	120%							No licensure exams taken yet during the quarter.
Percentage of Programs Accredited					70%	70%							No accreditation conducted during the quarter.
Timeliness													
Percentage of Graduates who Finished Academic Program According to the Prescribed Timeframe			75%			75%							
MFO 2: RESEARCH SERVICES	000003020000000												
Provision of research services													
Quantity													
Number of Research Studies Completed in the Last Three Years					105	105							Conduct of research for the year is still on going.
Quality													
Percentage of Research Outputs Published in Recognized Journal in the Last Three Years					66%	66							
Timeliness													
Percentage of Research Projects Completed with the Original Project Timeframe. (Current Year Only)					100%	100							No publications yet.
MFO 3: TECHNICAL ADVISORY EXTENSION SERVICES	000003030000000												
Provision of extension services													
Quantity													
Number of Persons Trained Weighted by the Length of Training		330	1445	1639	1936	5350	338.75				338.75	8.75	Surpassed the 1st quarter target.

Particulars	UACS CODE	Physical Targets					Physical Accomplishments					Variance as of March 31 2017	Remarks
		1st Quarter	2nd Quarter	3rd Quarter	4th Quarter	Total	1st Quarter	2nd Quarter	3rd Quarter	4th Quarter	Total		
1	2	3	4	5	6	7=(3+4+5+6)	8	9	10	11	12=(8+9+10+11)	13	14
Number of Persons Provided with Technical Advice		237	238	237	238	950	270				270	33	Surpassed the 1st quarter target.
Quality													
Percentage of Trainees who Rate the Training Course as Good or Better		96%	96%	96%	96%	96	100%				100%	4%	Surpassed the target.
Percentage of Clients who Rate the Advisory Services as Good or Better		98%	98%	98%	98%	98	100% (270/270)				100%	2%	Surpassed the target.
Timeliness													
Percentage of Requests for Training Responded to within 3 Days of Request		100%	100%	100%	100%	100	100%				100%	0%	Achieved the target.
Percentage of Requests for Technical Advice that are Responded to within 3 Days		100%	100%	100%	100%	100	100%				100%	0%	Achieved the target.
Percentage of Persons who Receive Training or Advisory who Rate Timeliness of Service Delivery as Good or Better		96%	96%	96%	96%	96	100% (270/270)				100%	4%	Surpassed the target.
MFO 4: ADVANCED EDUCATION SERVICES	0000030400000000												
Provision of advanced education services													
Quantity													
Total Number of Graduates			345			345							Graduation is scheduled in May.
Quality													
Percentage of Total Graduates that are in Priority Courses			83%			83							No accreditation conducted in the 1st quarter.
Percentage of Programs Accredited					89%	89							No accreditation conducted in the 1st quarter.

Prepared By:

 Joyce Bodah
 Planning Services Head/Planning Officer
 Date: 24/Apr/2017

In coordination with:

 Juliet Daniels
 Financial Services Head/Budget Officer
 Date: 24/Apr/2017

Approved By:

 Seratin Ngohayon
 Agency Head/Department Secretary
 Date: 24/Apr/2017

This report was generated using the Unified Reporting System