

QUARTERLY PHYSICAL REPORT OF OPERATION
As of 2019 March 31

Department: State Universities and Colleges (SUCs)
Appropriations: Current Year Appropriations
Agency: Ifugao State University
Operating Unit: N/A
Organization Code (UACS): 080180000000
Report Status: SUBMITTED

Particulars	UACS CODE	Physical Targets					Physical Accomplishments					Variance as of March 31 2019	Remarks
		1st Quarter	2nd Quarter	3rd Quarter	4th Quarter	Total	1st Quarter	2nd Quarter	3rd Quarter	4th Quarter	Total		
1	2	3	4	5	6	7= (3+4+5+6)	8	9	10	11	12= (8+9+10+11)	13	14
Part A													
I. Operations													
OO : Relevant and quality tertiary education ensured to achieve inclusive growth and access of deserving but poor students to quality tertiary education increased													
HIGHER EDUCATION PROGRAM	3101000000000000												
Outcome Indicators													
1. Percentage of first-time licensure exam-takers that pass the licensure exams					70%	70%							No result yet of the March 24 LET exam


Particulars	UACS CODE	Physical Targets					Physical Accomplishments					Variance as of March 31 2019	Remarks
		1st Quarter	2nd Quarter	3rd Quarter	4th Quarter	Total	1st Quarter	2nd Quarter	3rd Quarter	4th Quarter	Total		
1	2	3	4	5	6	7= (3+4+5+6)	8	9	10	11	12= (8+9+10+11)	13	14
2. Percentage of graduates (2 years prior) that are employed					40%	36%							Tracer study is on going; retrieval of questionnaires in progress.
Output Indicators													
1. Percentage of undergraduate student population enrolled in CHED-identified and RDC-identified priority courses/ programs		86%		86%		86%	75% (2863/3810)					-11%	
2. Percentage of undergraduate programs with accreditation					85%	71%	79% (23/29)					8%	
OO : Higher education research improved to promote economic productivity and innovation													
ADVANCED EDUCATION PROGRAM	3201000000000000												
Outcome Indicator													
1. Percentage of graduate school faculty engaged in research work applied in any of the following:													
a. pursuing advanced research degree programs (Ph.D)					26.67%	14%	21% (3/14)					9%	

Particulars	UACS CODE	Physical Targets					Physical Accomplishments					Variance as of March 31 2019	Remarks
		1st Quarter	2nd Quarter	3rd Quarter	4th Quarter	Total	1st Quarter	2nd Quarter	3rd Quarter	4th Quarter	Total		
1	2	3	4	5	6	7= (3+4+5+6)	8	9	10	11	12= (8+9+10+11)	13	14
b. actively pursuing in the last three (3) years (investigative research, basic and applied scientific research, policy research, social science research)					33%	21%	21% (3/14)					0%	
c. producing technologies for commercialization or livelihood improvement					13.33%	7%							None for first quarter
d. whose research work resulted in an extension program					13.33%	7%							None for first quarter.
Output Indicators													
1. Percentage of graduate students enrolled in research degree programs					100%	100%	100% (356/356)					0%	
2. Percentage of accredited graduate programs					100%	100%							
RESEARCH PROGRAM	3202000000000000												
Outcome Indicator													
1. Number of research outputs in the last			5	5	19	29							No accomplishment for first quarter.

Particulars	UACS CODE	Physical Targets					Physical Accomplishments					Variance as of March 31 2019	Remarks
		1st Quarter	2nd Quarter	3rd Quarter	4th Quarter	Total	1st Quarter	2nd Quarter	3rd Quarter	4th Quarter	Total		
1	2	3	4	5	6	7= (3+4+5+6)	8	9	10	11	12= (8+9+10+11)	13	14
three years utilized by the industry or													
by other beneficiaries													
Output Indicators													
1. Number of research outputs completed within the year				25	10	35	15					-20	
2. Percentage of research outputs published in internationally-refereed or CHED recognized journal within the year					17%	17%							No accomplishment for the first quarter.
OO : Community engagement increased													
TECHNICAL ADVISORY EXTENSION PROGRAM	3301000000000000												
Outcome Indicator													
1. Number of active partnerships with LGUs, industries, NGOs, NGAs, SMEs, and other stakeholders as a result of extension activities		40	40	45	7	124	105					65	
Output Indicators													
1. Number of trainees weighted by the length of training		998.125	998.125	1996.25	3992.5	7845	1892					893.875	

Particulars	UACS CODE	Physical Targets					Physical Accomplishments					Variance as of March 31 2019	Remarks
		1st Quarter	2nd Quarter	3rd Quarter	4th Quarter	Total	1st Quarter	2nd Quarter	3rd Quarter	4th Quarter	Total		
1	2	3	4	5	6	7= (3+4+5+6)	8	9	10	11	12= (8+9+10+11)	13	14
2. Number of extension programs organized		1	1	1	2	5							No accomplishment for the first quarter.
and supported consistent with the SUC's													
mandated and priority programs													
3. Percentage of beneficiaries who rate the		100%	100%	100%	100%	100%	100%					0%	
training course/s and advisory services													
as satisfactory or higher in terms of													
quality and relevance													

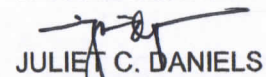
Prepared By:


Joyce Bodah

Planning Services Head/Planning Officer

Date: 29/Apr/2019

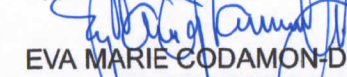
In coordination with:


JULIET C. DANIELS

Financial Services Head/Budget Officer

Date: 29/Apr/2019

Approved By:


EVA MARIE CODAMON-DUGYON

Agency Head/Department Secretary

Date: 30/Apr/2019