


Particulars	UACS CODE	Appropriation			Allotments					Current Year Obligations					Current Year Disbursements					Balances			
		Authorized Appropriation	Adjustments (Transfer To)/From, Realignment	Adjusted Appropriations	Allotments Received	Adjustments (Withdrawal, Realignment)	Transfer To	Transfer From	Adjusted Total Allotments	1st Quarter Ending March 31	2nd Quarter Ending June 30	3rd Quarter Ending Sept. 30	4th Quarter Ending Dec. 31	Total	1st Quarter Ending March 31	2nd Quarter Ending June 30	3rd Quarter Ending Sept. 30	4th Quarter Ending Dec. 31	Total	Unreleased Appropriations	Unobligated Allotment	Unpaid Obligations (15-20) = (23+24)	
																						Due and Demandable	Not Yet Due and Demandable
1	2	3	4	5=(3+4)	6	7	8	9	10=[(6)+(7)+8+9]	11	12	13	14	15=(11+12+13+14)	16	17	18	19	20=(16+17+18+19)	21=(5-18)	22=(10-18)	23	24
Retirement and Life Insurance Premiums	01104102	15,595,000.00	891,134.00	16,486,134.00	15,595,000.00	891,134.00			16,486,134.00	3,849,319.66	3,898,744.79	3,937,216.96	4,187,883.45	15,873,164.86	3,628,117.22	4,119,947.23	3,891,320.20	4,233,780.21	15,873,164.86		612,969.14		
Personnel Services		15,595,000.00	891,134.00	16,486,134.00	15,595,000.00	891,134.00			16,486,134.00	3,849,319.66	3,898,744.79	3,937,216.96	4,187,883.45	15,873,164.86	3,628,117.22	4,119,947.23	3,891,320.20	4,233,780.21	15,873,164.86		612,969.14		
Personnel Benefit Contributions	5010300000	15,595,000.00	891,134.00	16,486,134.00	15,595,000.00	891,134.00			16,486,134.00	3,849,319.66	3,898,744.79	3,937,216.96	4,187,883.45	15,873,164.86	3,628,117.22	4,119,947.23	3,891,320.20	4,233,780.21	15,873,164.86		612,969.14		
Retirement and Life Insurance Premiums	5010301000	15,595,000.00	891,134.00	16,486,134.00	15,595,000.00	891,134.00			16,486,134.00	3,849,319.66	3,898,744.79	3,937,216.96	4,187,883.45	15,873,164.86	3,628,117.22	4,119,947.23	3,891,320.20	4,233,780.21	15,873,164.86		612,969.14		
Retirement and Life Insurance Premiums	5010301000	15,595,000.00	891,134.00	16,486,134.00	15,595,000.00	891,134.00			16,486,134.00	3,849,319.66	3,898,744.79	3,937,216.96	4,187,883.45	15,873,164.86	3,628,117.22	4,119,947.23	3,891,320.20	4,233,780.21	15,873,164.86		612,969.14		
III. Special Purpose Fund																							
Miscellaneous Personnel Benefits Fund	01101406		5,412,308.00	5,412,308.00	5,412,308.00				5,412,308.00		1,766,052.00	707,793.00	2,938,463.00	5,412,308.00		1,766,052.00	707,793.00	2,938,463.00	5,412,308.00				
Personnel Services			5,412,308.00	5,412,308.00	5,412,308.00				5,412,308.00		1,766,052.00	707,793.00	2,938,463.00	5,412,308.00		1,766,052.00	707,793.00	2,938,463.00	5,412,308.00				
Other Personnel Benefits	5010400000		5,412,308.00	5,412,308.00	5,412,308.00				5,412,308.00		1,766,052.00	707,793.00	2,938,463.00	5,412,308.00		1,766,052.00	707,793.00	2,938,463.00	5,412,308.00				
Other Personnel Benefits	5010499000		5,412,308.00	5,412,308.00	5,412,308.00				5,412,308.00		1,766,052.00	707,793.00	2,938,463.00	5,412,308.00		1,766,052.00	707,793.00	2,938,463.00	5,412,308.00				
Lump-sum for Filling of Positions - Civilian	5010499007		5,412,308.00	5,412,308.00	5,412,308.00				5,412,308.00		1,766,052.00	707,793.00	2,938,463.00	5,412,308.00		1,766,052.00	707,793.00	2,938,463.00	5,412,308.00				
Pension and Gratuity Fund	01101407		5,884,296.00	5,884,296.00	5,884,296.00				5,884,296.00	3,589,333.96	1,407,772.96	524,805.73	362,382.44	5,884,295.09	3,584,933.96	1,412,172.96	524,805.73	362,382.44	5,884,295.09		.91		
Personnel Services			5,884,296.00	5,884,296.00	5,884,296.00				5,884,296.00	3,589,333.96	1,407,772.96	524,805.73	362,382.44	5,884,295.09	3,584,933.96	1,412,172.96	524,805.73	362,382.44	5,884,295.09		.91		
Other Personnel Benefits	5010400000		5,884,296.00	5,884,296.00	5,884,296.00				5,884,296.00	3,589,333.96	1,407,772.96	524,805.73	362,382.44	5,884,295.09	3,584,933.96	1,412,172.96	524,805.73	362,382.44	5,884,295.09		.91		
Terminal Leave Benefits	5010403000		89,545.00	89,545.00	89,545.00				89,545.00	89,545.00				89,545.00	85,145.00	4,400.00			89,545.00				
Terminal Leave Benefits - Civilian	5010403001		89,545.00	89,545.00	89,545.00				89,545.00	89,545.00				89,545.00	85,145.00	4,400.00			89,545.00				
Other Personnel Benefits	5010499000		5,794,751.00	5,794,751.00	5,794,751.00				5,794,751.00	3,499,788.96	1,407,772.96	524,805.73	362,382.44	5,794,750.09	3,499,788.96	1,407,772.96	524,805.73	362,382.44	5,794,750.09		.91		
Other Personnel Benefits	5010499009		5,794,751.00	5,794,751.00	5,794,751.00				5,794,751.00	3,499,788.96	1,407,772.96	524,805.73	362,382.44	5,794,750.09	3,499,788.96	1,407,772.96	524,805.73	362,382.44	5,794,750.09		.91		
GRAND TOTAL																							
Grand Total		397,219,000.00	12,187,738.00	409,406,738.00	407,973,337.00	891,134.00			408,864,471.00	124,426,627.93	101,529,715.03	79,618,896.72	92,833,856.08	398,409,095.76	56,272,515.83	84,474,487.55	96,977,079.10	111,877,326.69	349,601,409.17	542,267.00	10,455,375.24	48,807,686.59	


Certified Correct:


LUNAG, MARY D.

Agency Budget Officer

Date: 15/Jan/2019

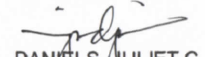
Certified Correct:


BOLTON, ELYN A.

Agency Chief Accountant
noe

Date:


Recommended By:


DANIELS, JULIET C.

Director, FMS

Date: 15/Jan/2019

Approved By:


CODAMON-BUGYON, EVA MARIE

Head of Agency or Authorized Representative

Date: 15/Jan/2019