

STATEMENT OF APPROPRIATIONS, ALLOTMENTS, OBLIGATIONS, DISBURSEMENTS AND BALANCES BY OBJECT OF EXPENDITURES  
FOR THE MONTH OF DECEMBER 31, 2019

FAR No.1

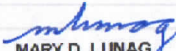
X Current Year Appropriations  
Supplemental Appropriations  
Continuing Appropriations

Department: SUC  
Entity Name: IFUGAO STATE UNIVERSITY  
Operating Unit:  
Organization Code: 08018000000  
Funding Source Code: 01101101


PARTICULARS	APPROPRIATIONS			CURRENT YEAR OBLIGATIONS					CURRENT YEAR DISBURSEMENTS					BALANCES	
	APPROPRIATIONS	ADJUSTMENTS (WITHDRAWAL, REALIGNMENT)	ADJUSTED TOTAL ALLOTMENTS	1ST QUARTER ENDING MARCH 31	2ND QUARTER ENDING JUNE 30	3RD QUARTER ENDING SEPT 30	4TH QUARTER ENDING DEC. 31	TOTAL OBLIGATIONS	1ST QUARTER ENDING MARCH 31	2ND QUARTER ENDING JUNE 30	3RD QUARTER ENDING SEPTEMBER 30	4TH QUARTER ENDING DEC. 31	TOTAL DISBURSEMENTS	UNOBLIGATED ALLOTMENT	UNPAID OBLIGATIONS
														20=(16+17+18+19)	21=(20-15)
1	3	7	10=(6+7+8+9)	11	12	13	14	15=(11+12+13+14)	16	17					
<b>SUMMARY</b>															
<b>I. Agency Specific Budget</b>															
<b>General Administration and Support</b>															
<b>General Administration and Supervision</b>															
PS	49,668,000.00	800,000.00	50,468,000.00	6,634,362.29	11,742,320.37	15,971,154.29	10,836,475.05	45,184,312.00	6,634,362.29	11,732,320.37	15,981,154.29	10,036,475.05	44,384,312.00	5,263,688.00	800,000.00
MOOE	11,682,000.00	(800,000.00)	10,882,000.00	2,183,621.40	1,830,063.05	2,609,789.77	3,298,194.02	9,921,068.24	1,992,257.05	1,760,839.94	1,556,933.35	4,299,544.14	9,609,574.48	960,931.76	311,493.76
<b>Operations</b>															
<b>MFO 1 - Higher Education Services</b>															
<b>Provision of Higher Education Services</b>															
PS	156,691,000.00	3,250,000.00	159,941,000.00	28,004,594.49	43,894,290.31	26,488,646.81	45,846,530.53	144,234,062.14	28,004,594.49	43,322,990.94	27,032,089.49	41,609,388.11	139,969,063.03	15,735,937.86	4,264,999.11
MOOE	45,849,000.00	(3,250,000.00)	42,599,000.00	4,177,931.70	8,096,364.36	8,682,346.68	16,423,726.55	37,360,369.29	3,940,144.20	5,881,030.31	6,802,080.82	16,781,699.92	33,404,955.25	6,218,630.71	3,975,414.04
<b>MFO 2 - Research Services</b>															
<b>Conduct of Research Services</b>															
PS	1,598,000.00	250,000.00	1,848,000.00	59,739.77	111,729.94	279,722.66	997,307.63	1,448,500.00	59,739.77	111,729.94	279,722.66	426,807.63	878,000.00	399,500.00	570,500.00
MOOE	6,724,000.00	(250,000.00)	6,474,000.00	242,564.32	818,211.58	1,359,571.51	2,250,410.29	4,570,757.70	223,100.32	576,037.88	1,181,763.62	1,731,241.04	3,712,142.86	1,803,242.30	958,614.84
<b>MFO 3 - Extension Services</b>															
<b>Provision of Extension Services</b>															
PS	1,807,000.00	100,000.00	1,907,000.00	288,303.45	456,415.48	312,067.59	850,213.48	1,907,000.00	288,303.45	456,415.48	312,067.59	750,213.48	1,807,000.00	-	100,000.00
MOOE	2,169,000.00	(100,000.00)	2,069,000.00	330,238.89	290,704.11	602,122.49	370,776.68	1,593,842.17	245,473.89	177,315.51	385,111.19	637,030.02	1,444,930.61	475,157.83	148,911.56
<b>MFO 4 - Advance Education Services</b>															
<b>Provision of Advance Education Services</b>															
PS	500,000.00	18,479.00	518,479.00	-	-	444,069.87	74,409.13	518,479.00	-	-	444,069.87	55,930.13	500,000.00	-	18,479.00
MOOE	767,000.00	(18,479.00)	748,521.00	105,374.64	212,480.87	266,524.79	106,831.26	691,211.56	93,374.64	43,379.07	103,874.75	364,469.76	805,098.22	57,309.44	86,113.34
<b>Locally Funded Projects</b>															
<b>MOOE</b>															
CO	72,200,000.00	-	72,200,000.00	-	11,947,193.33	21,404,403.46	35,533,519.55	68,885,116.34	-	2,421,627.30	6,227,655.18	23,250,944.31	31,900,226.79	3,314,883.66	36,984,889.55
<b>Sub-total Agency Specific Budget</b>															
PS	210,264,000.00	4,418,479.00	214,682,479.00	34,987,000.00	66,204,756.10	43,495,661.22	68,604,938.82	193,292,353.14	34,987,000.00	66,623,456.73	44,049,103.90	62,873,814.40	187,538,375.03	21,399,125.86	5,753,978.11
MOOE	67,191,000.00	(4,418,479.00)	62,772,521.00	7,039,130.95	11,247,823.97	13,520,355.24	22,449,938.80	54,257,248.96	6,494,350.10	8,438,602.71	10,029,763.73	23,813,964.88	48,776,701.42	8,515,272.04	5,480,547.54
CO	72,200,000.00	-	72,200,000.00	-	11,947,193.33	21,404,403.46	35,533,519.55	68,885,116.34	-	2,421,627.30	6,227,655.18	23,250,944.31	31,900,226.79	3,314,883.66	36,984,889.55
<b>II. Automatic Appropriations</b>															
<b>RLIP</b>															
PS	17,213,000.00	1,522,025.00	18,735,025.00	4,065,908.68	4,507,369.31	4,131,803.42	4,273,248.72	16,978,330.13	4,065,908.68	4,498,823.74	4,140,348.99	4,272,448.01	16,977,529.42	1,756,694.87	800.71
<b>Sub-total Automatic Appropriations</b>															
PS	17,213,000.00	1,522,025.00	18,735,025.00	4,065,908.68	4,507,369.31	4,131,803.42	4,273,248.72	16,978,330.13	4,065,908.68	4,498,823.74	4,140,348.99	4,272,448.01	16,977,529.42	1,756,694.87	800.71
<b>III. Special Purpose Fund</b>															
<b>MPBF</b>															
PS	9,724,163.00	-	9,724,163.00	-	-	94,906.67	9,625,756.33	9,720,663.00	-	-	94,906.67	9,625,756.33	9,720,663.00	3,500.00	-
<b>Pension and Gratuity Fund</b>															
PS	6,551,047.00	-	6,551,047.00	-	5,831,628.00	393,256.58	326,162.00	6,551,046.58	-	5,831,628.00	393,256.58	326,162.00	6,551,046.58	0.42	-
<b>Sub-total Special Purpose Fund</b>															
PS	16,275,210.00	-	16,275,210.00	-	5,831,628.00	488,163.25	9,951,918.33	16,271,709.58	-	5,831,628.00	488,163.25	9,951,918.33	16,271,709.58	3,500.42	-
<b>GRAND TOTAL:</b>															
PS	243,762,210.00	5,940,504.00	249,692,714.00	39,052,908.68	66,543,753.41	48,115,627.89	72,830,102.87	226,542,392.85	39,052,908.68	66,953,908.47	48,677,616.14	67,143,160.74	220,787,614.03	23,160,321.15	5,754,778.82
MOOE	67,191,000.00	(4,418,479.00)	62,772,521.00	7,039,130.95	11,247,823.97	13,520,355.24	22,449,938.80	54,257,248.96	6,494,350.10	8,438,602.71	10,029,763.73	23,813,964.88	48,776,701.42	8,515,272.04	5,480,547.54
CO	72,200,000.00	-	72,200,000.00	-	11,947,193.33	21,404,403.46	35,533,519.55	68,885,116.34	-	2,421,627.30	6,227,655.18	23,250,944.31	31,900,226.79	3,314,883.66	36,984,889.55
<b>Recapitulation by MFO:</b>															
MFO 1	202,540,000.00	-	202,540,000.00	32,182,526.19	61,990,654.67	36,170,893.49	62,270,257.08	181,614,431.43	31,944,738.69	49,204,021.25	33,834,170.31	58,391,088.03	173,374,018.28	20,925,568.57	8,240,413.15
MFO 2	8,322,000.00	-	8,322,000.00	302,304.09	929,941.62	1,639,284.17	3,247,717.92	6,119,257.70	282,840.09	687,767.82	1,461,486.28	2,168,048.67	4,590,142.86	2,202,742.30	1,629,114.84
MFO 3	3,976,000.00	-	3,976,000.00	618,542.34	747,119.59	914,190.08	1,220,990.16	3,500,842.17	633,777.34	633,730.99	697,178.78	1,387,243.50	3,251,930.61	475,157.83	248,911.56
MFO 4	1,267,000.00	-	1,267,000.00	105,374.54	212,480.87	710,594.66	181,240.39	1,209,690.56	93,374.64	43,379.07	547,944.62	420,399.99	1,105,098.22	67,309.44	104,692.34
<b>OF WHICH:</b>															
<b>KRA 2</b>															

PARTICULARS	APPROPRIATIONS			CURRENT YEAR OBLIGATIONS					CURRENT YEAR DISBURSEMENTS					BALANCES	
	APPROPRIATIONS	ADJUSTMENTS (WITHDRAWAL, REALIGNMENT)	ADJUSTED TOTAL ALLOTMENTS	1ST QUARTER ENDING MARCH 31	2ND QUARTER ENDING JUNE 30	3RD QUARTER ENDING SEPT 30	4TH QUARTER ENDING DEC. 31	TOTAL OBLIGATIONS	1ST QUARTER ENDING MARCH 31	2ND QUARTER ENDING JUNE 30	3RD QUARTER ENDING SEPTEMBER 30	4TH QUARTER ENDING DEC. 31	TOTAL DISBURSEMENTS	UNOBLIGATED ALLOTMENT	UNPAID OBLIGATIONS
															NOT YET DUE AND DEMANDABLE
Poverty Reduction and Empowerment of the Poor and the	216,105,000.00		216,105,000.00	33,208,747.26	53,880,196.65	36,435,072.40	66,920,205.55	192,444,221.86	32,854,730.76	50,568,899.13	36,540,779.99	62,356,780.09	182,321,189.97	23,860,778.14	10,123,031.89


Certified Correct:

  
**MARY D. LUNAG**  
 Administrative Officer  
 Date: \_\_\_\_\_


Certified Correct:

  
**ELYN A. BOLIGON, CPA**  
 University Accountant  
 Date: \_\_\_\_\_


Noted by:

  
**JULIET G. DANIELS, CPA Ph.D.**  
 Finance Director  
 Date: \_\_\_\_\_

Recommending Approval:

  
**DIOSDADO M. AQUINO, Ph.D.**  
 VP for Planning, Finance & Resource Generation  
 Date: \_\_\_\_\_

Approved by:

  
**EVA MARIE CODAMON-DUGYON, Ph.D.**  
 University President  
 Date: \_\_\_\_\_